

iSTAR Annual Report 2017-2018




TABLE OF CONTENTS

Message from Executive Director.....	1
Districtwide iStar Summary.....	2
Top Three Issues.....	3 - 5
Summary of All Issues by Type.....	6 - 7

MESSAGE FROM EXECUTIVE DIRECTOR

October 2018

Los Angeles Unified School District had more than 500,000 students enrolled in kindergarten through 12th in the 2017-2018 school year. The mission of the Division of District Operations is to ensure that every LAUSD site receives support and guidance toward creating and preserving a safe and caring environment that fosters learning and achievement at all levels, for all students.

The Division of District Operations team responds to emergencies Districtwide on a daily basis, such as shootings near a school site, walkouts/demonstrations, school lockdowns due to local law enforcement activity in the area, power outages, or shelter in place. We respond and coordinate resources and efforts with other LAUSD divisions to ensure the safety of students and staff.

Darneika Watson-Davis, Ph.D.
Executive Director
Division of District Operations

REPORTS AND ISSUES BY DIVISION AND BOARD DISTRICTS

	Report	Issues
LD Central	6,833	8,139
LD East	6,213	6,888
LD Northeast	5,907	6,834
LD Northwest	4,772	5,349
LD South	6,226	7,163
LD West	8,208	9,467
Adult Ed	355	380
Option	115	117
Non-School	2,065	2,222
Total	40,694	46,559

Board District	Reports	Issues
One	6,260	7,248
Two	7,907	8,962
Three	4,881	5,404
Four	3,797	4,392
Five	5,475	6,269
Six	5,561	6,460
Seven	6,584	7,567
Total	40,465	46,302

Note: Aggregate of numbers above do not match aggregate of those to the left as some locations are outside board district boundaries.

TOP TEN ISSUES

Suicidal Behavior	10,633	23%
Injury	8,133	17%
Fighting/Physical Aggression	3,461	7%
Accident	2,883	6%
Threat	2,479	5%
Medical	2,409	5%
Inappropriate Conduct (Employee as Suspect Only)	2,318	5%
Sex Crime/Sexual Behavior-Inappropriate	1,536	3%
Bullying	1,447	3%
Illegal/Controlled Substance	1,148	2%

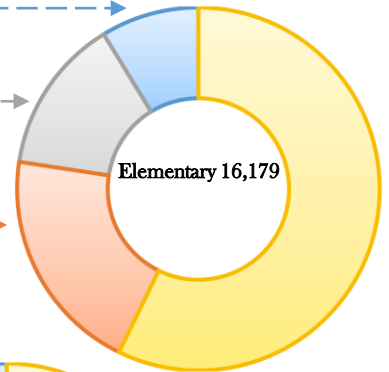
TOP THREE ISSUES BY SCHOOL TYPE

Fighting/Physical

Aggression → 1,416 → 9%

Injury → 3,264 → 20%

Suicidal Behavior → 2,242 → 14%

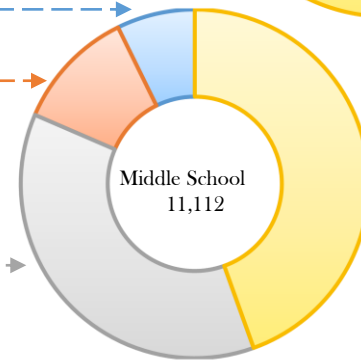


Fighting/Physical

Aggression → 808 → 7%

Injury → 1,251 → 11%

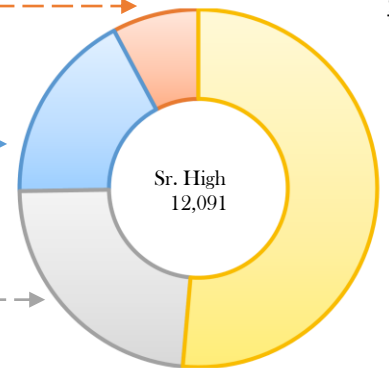
Suicidal Behavior → 4,107 → 37%



Medical → 945 → 8%

Injury → 2,108 → 17%

Suicidal Behavior → 2,824 → 23%





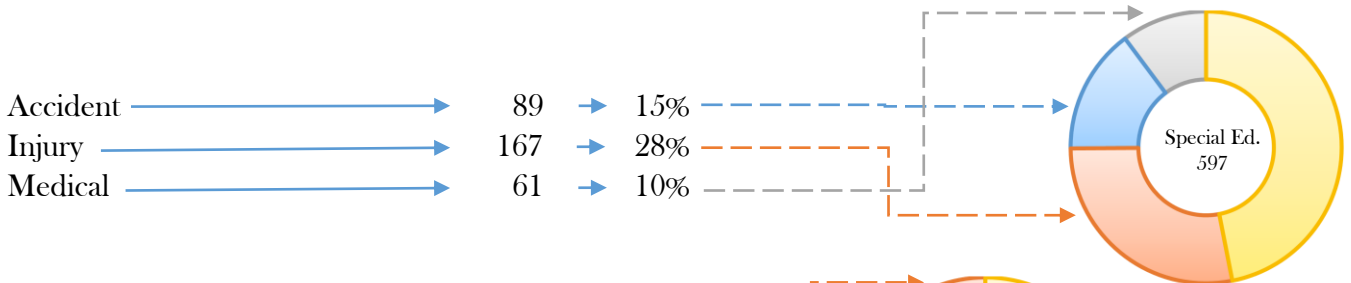
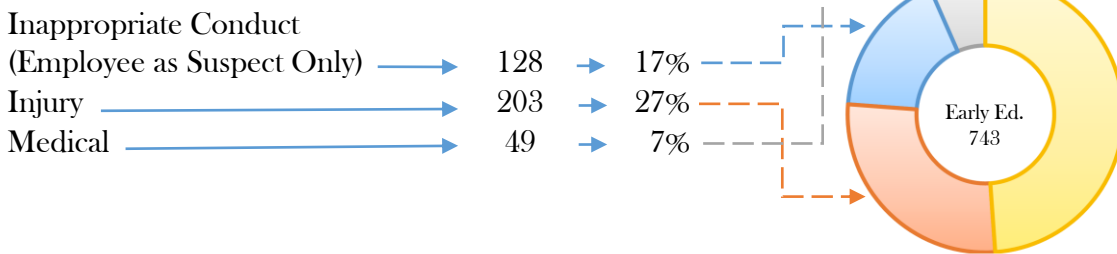
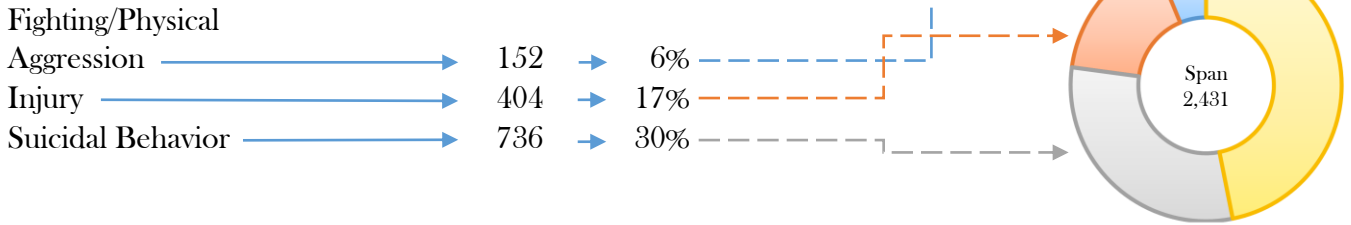
* Yellow denotes all other issue types

LAUSD SCHOOLS AND CENTERS

Primary School Centers	19		
Elementary Schools	448	Home/Hospital	2
Middle Schools	81	K-12 Magnet Centers (on regular campuses)	177
Senior High Schools	94	Charter Schools	224
Option Schools	54	Other Schools and Centers	120
Magnet Schools	49	Grand Total	1,306
Multi-level Schools	25		
Special Education Schools	13		

Per LAUSD Fingertip Facts 2017-2018

TOP THREE ISSUES BY SCHOOL TYPE

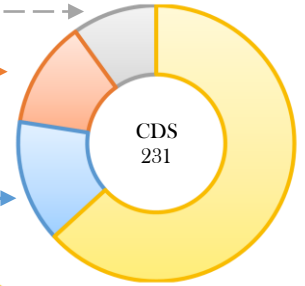


* Yellow denotes all other issue types

TOP THREE ISSUES BY SCHOOL TYPE

Fighting/Physical

Aggression	→	33	→	14%
Injury	→	29	→	13%
Threat	→	23	→	10%



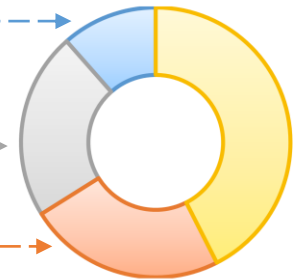
Fighting/Physical

Aggression	→	12	→	11%
Suicidal Behavior	→	23	→	21%
Threat	→	8	→	7%



TOP THREE ISSUES FOR NON-SCHOOLS

Accident	→	279	→	12%
Injury	→	572	→	24%
Suicidal Behavior	→	543	→	22%



TOP THREE ISSUES BY LOCATION

District Office

309

Injury	→	109	→	35%
Suicidal Behavior	→	66	→	21%
Accident	→	40	→	13%

Off Campus

7,935

Suicidal Behavior	→	2,280	→	29%
Injury	→	811	→	10%
Accident	→	427	→	5%

District School Bus/Vehicle

853

Accident	→	442	→	52%
Injury	→	134	→	16%
Sex Crime/Sexual Behavior-Inappropriate	→	47	→	6%

On Campus

37,462

Suicidal Behavior	→	8,282	→	22%
Injury	→	7,079	→	19%
Fighting/Physical Aggression	→	3,041	→	8%

To track where issues occur, iSTAR asks users to check one of five boxes: on campus, off campus, at another school, district office, district school bus/vehicle. "At another school" is grouped with on campus.

* Yellow denotes all other issue types

SUMMARY OF ALL ISSUES BY TYPE

Issue Type	Count 2017-18	Count 2016-17	Change (yr over yr)
Abduction	50	47	3
Accident	2,883	3,262	(379)
Air Conditioning Problem	47	54	(7)
Alarm Activation Investigation	36	73	(37)
Altercation	609	593	16
Arrest	330	330	0
Bells out of order	9	6	3
Bullying	1,447	1,061	386
Burglary	252	315	(63)
Child Annoyance	632	676	(44)
Custody Issue	133	154	(21)
Damaged/attempted to damage school or private property	608	658	(50)
Death	101	120	(19)
Discrimination/Harassment	626	664	(38)
Disrupted School-Wide Activities	512	543	(31)
Disruptive Person	575	425	150
Environmental Hazard/Odor	190	182	8
Fighting/Physical Aggression	3,461	3,643	(182)
Fire	115	113	2
Fire Alarm System	73	95	(22)
Fire Sprinkler Broken	5	15	(10)
Fraud Allegation	29	13	16
Gas Leak/Odor	43	28	15
Hate Violence	10	24	(14)
Hazing	4	4	0
Heating System Problem	5	14	(9)
Illegal/Controlled Substance	1,148	1,153	(5)

SUMMARY OF ALL ISSUES BY TYPE

Issue Type	Count 2017-18	Count 2016-17	Change (yr over yr)
Inappropriate Conduct	2,318	2,328	(10)
Injury	8,133	8,360	(227)
Intergroup Conflict	40	38	2
Law Enforcement Activity	233	107	126
Lockdown	334	328	6
Loitering	110	102	8
Lost School Keys	253	246	7
Medical	2,409	2,409	0
Missing/Runaway	641	673	(32)
Public Shelter	4	3	1
Robbery	175	180	(5)
Rodent/Insect Problems	42	46	(4)
Sewer Problem	110	77	33
Sex Crime/Sexual Behavior-Inappropriate	1,536	1,711	(175)
Shelter In Place	43	22	21
Shooting	43	61	(18)
Suicidal Behavior	10,633	7,742	2,891
Technology Failure	40	44	(4)
Testing	12	16	(4)
Theft	395	465	(70)
Threat	2,479	2,056	423
Trauma / Violence Exposure	699	738	(39)
Trespass	376	356	20
Unsecured Access to School Site	69	88	(19)
Utility Failure	248	290	(42)
Vandalism/Property Damage	271	323	(52)
Walkout/Demonstration	78	104	(26)
Weapons	902	1,035	(133)
Grand Total	46,559	44,213	2,346

The Incident System Tracking Accountability Report or iSTAR system was developed in 2010 to electronically capture incidents that affect the Los Angeles Unified School District, its students, employees, and surrounding communities.

The mission of the Office of District Operations is to ensure that every LAUSD site receives support and guidance for creating and maintaining a safe and caring environment that supports learning and achievement.
Office of District Operations.

Division of District Operations
Website: <http://schooloperations.lausd.net>
Telephone: (213) 241-5337
Facsimile: (213) 241-8950
Email: schooloperations@lausd.net

All information and statistics contained within this report were derived from data recorded in the Incident System Tracking Accountability Report (iSTAR) system.

Statistics published in the annual report include only incidents reported in the iSTAR system unless otherwise noted. Information does not include reports collected by other LAUSD agencies (e.g., School Police). Incidents may be unreported or erroneously reported in the iSTAR system.

