

Los Angeles Unified School District

School Culture, Climate and Safety Task Force Meeting

Board Blue Room
Tuesday, June 27, 2023
4:30 p.m. – 6:00 p.m.

- | | | |
|-------|--|---|
| I. | Welcome | Andrés E. Chait, <i>Chief of School Operations</i>
Pia Escudero, <i>Executive Director</i> |
| II. | Attendance and Check-in | Laura Zeff, <i>Administrative Coordinator, SHHS</i>
Paul Gonzales, <i>Specialist, SHHS</i> |
| III. | Approval of Minutes | Paul Gonzales, <i>Specialist, SHHS</i> |
| IV. | PBIS/RP Highlights from the
2022 – 2023 School Year | Laura Zeff, <i>Administrative Coordinator, SHHS</i>
Paul Gonzales, <i>Specialist, SHHS</i> |
| V. | Understanding of Expulsions | Isabel Villalobos, <i>Coordinator</i>
<i>Student Discipline and Expulsion Support</i> |
| VI. | Open Data Portal <ul style="list-style-type: none">● Public data● Guide to suspension platform● Connect to previous data questions | Laura Zeff, <i>Administrative Coordinator, SHHS</i>
Paul Gonzales, <i>Specialist, SHHS</i> |
| VII. | Public Comments <ul style="list-style-type: none">● Five Speakers (two minutes each) | Paul Gonzales, <i>Specialist SHHS</i> |
| VIII. | Adjournment | Laura Zeff, <i>Administrative Coordinator, SHHS</i> |

Los Angeles Unified School District
School Culture, Climate and Safety Task Force Meeting
May 10, 2023 Meeting Minutes

Opening

Laura Zeff called the meeting to order at 4:30 p.m. She began by welcoming everyone. She followed by introducing Andres Chait, Chief of School Operations

Welcome - Andrés E. Chait, Chief of School Operations

Mr. Chait welcomed everyone. He started with thanking , Ms. Blanca Cruz, Principal, Roybal Learning center for hosting. He shared that on Tuesday, May 9, 2023 the Board of Education approved Board Member Tanya Ortiz Franklin's resolution to commemorate the School Climate Bill of Rights and honor its decade long commitment and progress made thus far. He spoke about the Division of School Operations, Every School Safe: A Blueprint for Safety. Mr. Chait explained the six components of the Blueprint. He then introduced Joel Cisneros, Administrator, Student Health and Human Resources.

Joel Cisneros, Admin. Director, Student Health and Human Services

Mr. Cisneros greeted everyone on behalf of Pia Escudero, Executive Director, Student Health and Human Resources. He briefly spoke about Mental Health Awareness Month and of the resources available and were to find them.

Laura Zeff, Administrative Coordinator, Student Health and Human Services

Ms. Zeff began by informing everyone present that all meeting material can be found in their packets. Laura then introduced Paul Gonzales, Specialist, SHHS. Mr. Gonzales greeted everyone then continued by facilitating a check-in activity. He asked all members to introduce themselves to the person next to them say and share something they've learned, watched, listened too, something they can't live without, or something form their childhood. Once everyone shared, Paul thanked them all. He concluded with how this activity works by connecting people. Paul then asked everyone to look over the minutes from the May 10, 2023 task force meeting. Sean Starkey made the first motion to accept the meeting minutes and Nery Paiz made the second motion to accept the meeting minutes. Mr. Gonzales reintroduced Ms. Zeff. Ms. Zeff began by referring back to the May 10 meeting about understanding suspension categories and what they mean. She then introduced Isabel Villalobos, Coordinator, Student Discipline and Expulsion Support.

Understanding Suspension Types - Isabel Villalobos, Coordinator, Student Discipline and Expulsion

Ms. Villalobos presented the Matrix for Student Suspension and Expulsion Recommendation to the members. She discussed all three categories and explained how and when they are used. During this time, she provided in-depth information about the matrix and each category. During her presentation members asked questions and Ms. Villalobos answered them. Once completed, turned it over back to Laura.

Presentation Continued - Laura Zeff, Administrative Coordinator

Laura continued by introducing the Tiered Fidelity Inventory (TFI) from the updated Discipline Foundation Policy and that it will be replacing the Rubric of Implementation (ROI). She went on and shared the TFI Companion Guide and how it works to support schools with the implementation of PBIS/RP on school-site. During the presentation members asked questions and Laura answered them. She asked the members to get into groups to discuss and provide their thoughts of the TFI and TFI companion guide. They were also asked to provide any questions or suggestions they had about the TFI and/or TFI Companion Guide.

Public Comments

There were no public comments.

Closing


Laura announced that the next meeting will be on June 27, 2023. Alfonzo Web made the first motion the close the meeting. William Estrada seconded the motion. The meeting ended at 6:00 pm.

Welcome

School Culture, Climate and Safety Task Force




June 27, 2023




Welcome

Alfonzo C. Webb, II, Ed.D.,
Senior Director
Division of School Operations




Attendance and Check-In




Check-in

What food do you associate with gatherings?

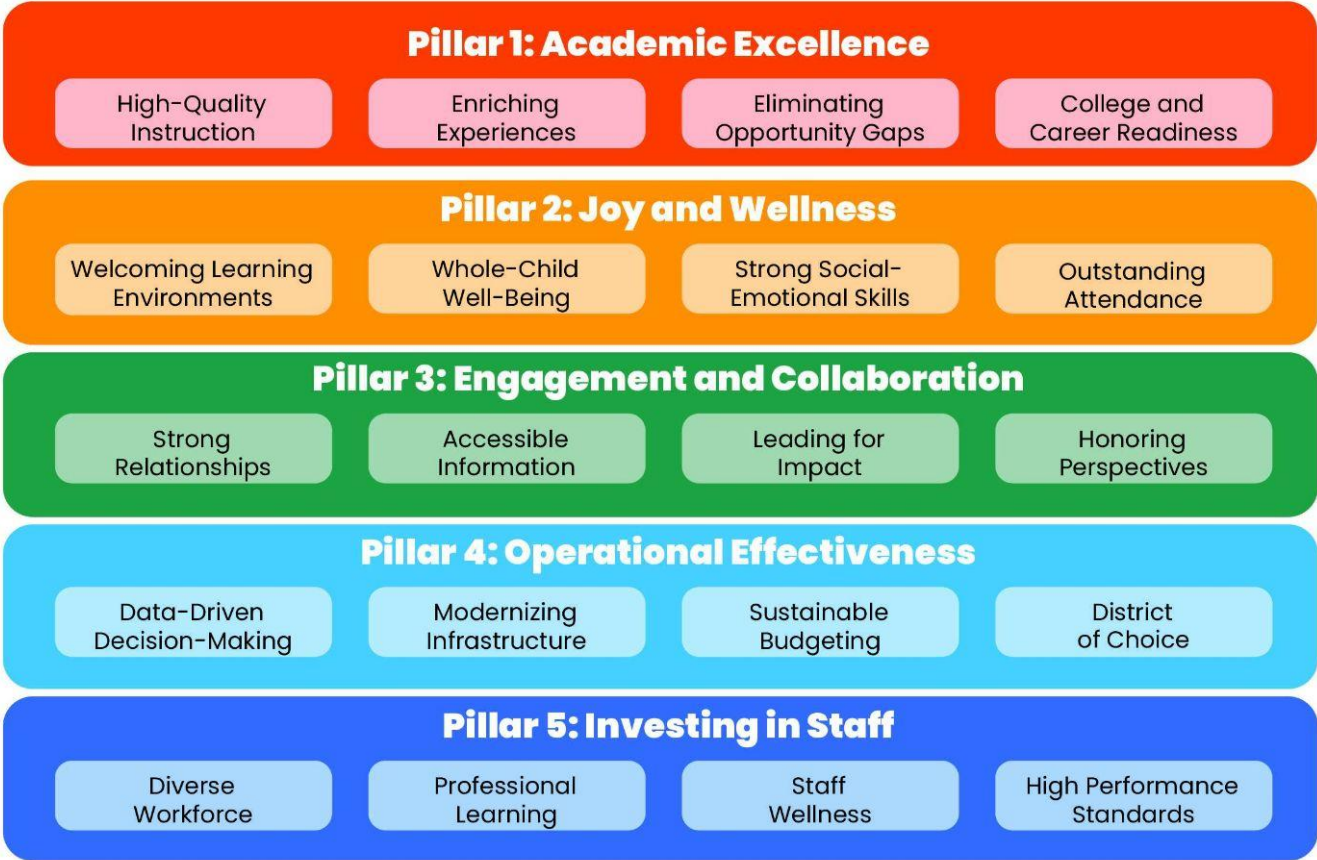


Approval of
Minutes from May
10, 2023 Meeting



Priorities

Each pillar and priority work together in a coherent system to provide an exceptional education program to ensure all students graduate ready for the world.



2022/2023 HIGHLIGHTS

PBIS/RP

Join the PBIS/RP Schoology Group for ready-to-use resources!
Access Code: ZV2B-2PCZ-BMJVX



19,463

Schoology Members



SHHS Systems of Support Advisers connected with school staff and delivered chalk for the "Chalk It Up To Joy" Kindness Campaign to **956 schools**

Updated Discipline Policy

TFI Companion Guide created to support schools in measuring their implementation of the Discipline Policy



[CLICK HERE](#)

ART of De-Escalation training developed and piloted for 444 LAUSD staff



Restorative Rainbow/Rounds Posters and Strategy Cards delivered to ALL LAUSD schools



[CLICK HERE](#)

473

Professional Development (PD) trainings

99%

EXCELLENT and GOOD ratings on PDs and trainings

Thank you for helping me during my first year at LAUSD. These slides gave us a fun way to practice SEL and helped me understand the PBIS/RP mission. Win-win!



Weekly Thematic Slide Decks have been accessed

57,811

times by LAUSD staff from August 2022-June 2023



[CLICK HERE](#)




76

Community Building Circle lesson plans developed and shared

783

Classroom observations and consultations at school sites through authentic responsive collaborative coaching

Understanding Expulsions



Isabel Villalobos, Coordinator
Student Discipline and Expulsion Support

Suspension

- Definition – Short term removal of a student from ongoing instruction, for adjustment purposes.

- Suspensions shall only be utilized when other means of correction have failed to bring about proper conduct, and/or safety is at risk.

- “Informal suspension” is prohibited. (e.g., parent told to pick up student or keep student at home, without an official suspension notice).

Length of Suspension

- For all students, a single suspension may not be issued for more than five (5) consecutive school days.
- The total number of suspension days for which a student in general education, including students served under Section 504 of the Rehabilitation Act of 1973, shall not exceed 20 school days in any school year.
- In the case when the student is transferred to another school or program, the total number shall not exceed 30 school days in any school year.

Students with IEPs

- Students with IEPs shall not be suspended for more than 10 school days in any school year.
- The school shall adhere to all requirements specified in the student's IEP when issuing any suspension.

Expulsion

- Definition – The removal of a pupil from the immediate or general supervision of school personnel for a specified period of time.

- Expulsion of a pupil is only by action of the governing board, in a public session.

- Prior to Board action, the student is not expelled.

Length of Expulsion

- Remainder of current semester
- Remainder of current semester PLUS a semester
- One calendar year from the Board action date
(Category I offense)

Legal Authority

Grounds for Suspension and Expulsion Recommendation

- E.C. Sections 48900 *et seq.*, 48900.2, 48900.3, 48900.4, 48900.7, 48915

Role of the School Principal or Superintendent

- Can suspend a student and make expulsion recommendations.

Role of the Expulsion Review Committee

- District employees (certificated only) serve as the Board-appointed administrative hearing panel to conduct hearing and render recommendation for or against student expulsion, based on facts presented.

Grounds for Suspension and Expulsion Recommendation

- Takes final action on whether to expel a student.


Suspension Appeal Process

- Suspension can be rescinded only at the Region level through an appeal process, not at the school site level.
- Parent must submit their written suspension appeal request to the Region Administrator of Operations.
- The Region Suspension Appeal Panel will hold the suspension appeal conference, render a decision, and notify the parent in writing.
- The Suspension Appeal Panel's decision is final.
- If parent objects to the panel's decision, the parent can submit a written objection which should be kept in the student's confidential file (Yellow Folder).


Expulsion Appeal Process

- Within 30 days following the Board decision, the student's parent/guardian may file an appeal to the Los Angeles County Board of Education (LACOE).
- Within 20 school days following the filing, the LACOE board shall hold a hearing thereon and render a decision.
- The decision of the county board is final.

Discussion and Q & A



Open Data Portal






Welcome to Open Data

Bienvenidos a Datos Públicos (en Español)

About



Open Data Dashboard

Analytic view of Los Angeles Unified School District Data.



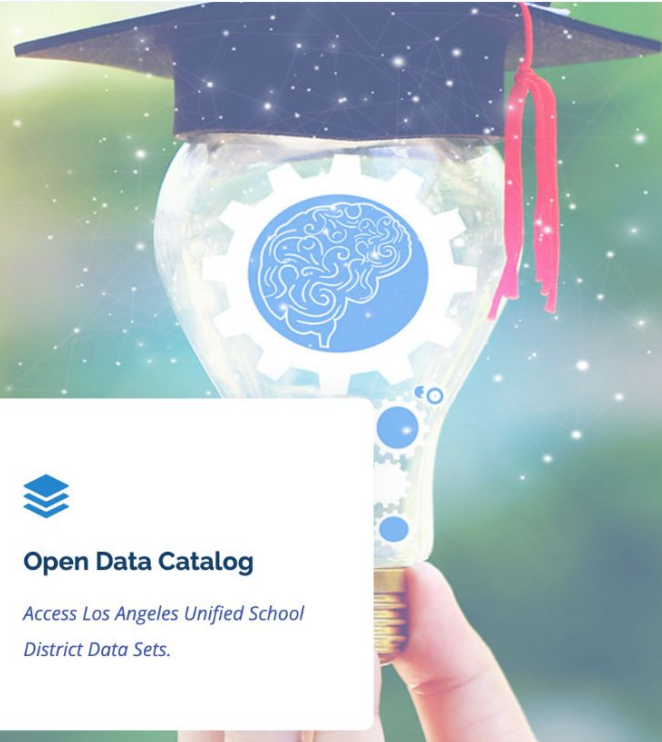
Open Data Map

Map view of Los Angeles Unified School District Data.



Open Data Catalog

Access Los Angeles Unified School District Data Sets.



Welcome to Los Angeles Unified's Open Data Dashboard

We invite you to explore the data presented on these dashboard pages and to learn more about the District and its schools. Use the tiles to dive deeper into an area of interest (e.g., Finance, Wellness Centers, Athletics) or use the search and explore features to find specific metrics of interest.

District At a Glance



K-12 School

784

(School Year: 2022-2023)



District Budget

\$ 14.2B

(School Year: 2022-2023)



K-12 Enrollment

429,349

(School Year: 2022-2023)



Four-Year Cohort Graduation Rate

86.1%

(School Year: 2021-2022)



College Enrollment

61.0%

(School Year: 2020-2021)



Wellness Center Visits

71,865

(School Year: 2021-2022)

Click on any of the tiles to explore the data presented on these dashboard pages and to learn more about the District and its schools. Use the tiles to dive deeper into an area of interest (e.g., "Local Control Accountability Plan"), or use the search box to help you find the data you are looking for. Just type in a key word (e.g., "Enrollment") to get started, then click on the corresponding tile to explore the dashboard.

Type metric name here

Search

Explore



All Indicators

Dashboard



Local Control Accountability Plan

Dashboard



Black Student Achievement Plan

Dashboard



School Profile

Dashboard

Map View



Finance

Dashboard



Access to Financial Aid

Dashboard



Wellness Center Data

Dashboard



California School Dashboard

Dashboard

Analytic View

Map View



View Type:

Analytic View

Map View

Select Dashboard View:

All Indicators

Local Control Accountability Plan

Black Student Achievement Plan

California School Dashboard

Wellness Center Data

Suspension/Discipline

LA School Police Data



Enrollment

Attendance

College & Career ...

College Persistence

English Learner Pr...

Finance



including special education and English learner enrollments.



429,349

K-12 Enrollment

Most Recent Year: 2022-2023

Prior Year

437,358

-1.8%

62,884

Students with Disability Enrollment

Most Recent Year: 2022-2023

Prior Year

60,745

3.5%

90,977

English Learner Enrollment

Most Recent Year: 2022-2023

Prior Year

91,424

-0.5%

K-12 Enrollment

This indicator represents the number of students enrolled in transitional kindergarten through twelfth grade on Norm Day. Norm Day is generally the fifth Friday of the school year and has been designated by the District as the official count day for the allocation of various school resources. Note: These counts include pre-kindergarten special education students enrolled in LA Unified elementary schools.



View Type:

Analytic View

Map View

Select Dashboard View

Suspension/Discipline

Suspension

Expulsion

Suspension

A suspension is defined as the removal of a student from ongoing instruction for adjustment purposes. The three types of suspension are out-of-school suspension, in-school suspension, and class suspension. A student may be suspended from one class or all classes and still remain in school during the period of suspension if the student is appropriately supervised and instructed. The California Education Code permits the superintendent or the principal of the school in which the student is enrolled to suspend a student if it is determined that the student committed any act(s) listed under E.C. Sections 48900, 48900.2, 48900.3, 48900.4, 48900.7, or 48915. However, the District's policy prohibits suspension and expulsion to be utilized as a consequence in response to student misbehavior of willful defiance as described in E.C. Section 48900 (k)(1).



0.03%

Single Student In-School Suspension Rate

Most Recent Year: 2022-2023

Prior Year

0.02%

0.01%

0.29%

Single Student Out-of-School Suspension Rate

Most Recent Year: 2022-2023

Prior Year

0.19%

0.09%

2,783

Instructional Days Lost to Suspension

Most Recent Year: 2022-2023

Prior Year

1,989

40%

32

Opportunity Transfers

Most Recent Year: 2022-2023

Prior Year

15

113%

Single Student In-School Suspension Rate

This indicator represents the percentage of students who received 1 or more in-school suspensions at anytime during the school year. In-school suspensions are those in which students serve their suspension on campus instead of being sent home.

View Data By

Use the selectors on the right to switch between different views of the data

Data by Month

Student Groups

Incident Reasons

Table View

Graph View

Data by Month: Suspension

The data displayed for each month are cumulative/year-to-date (YTD). For example, the suspensions and opportunity transfers reported for June include data from July through June.

School Year

2022-2023

Click for more info

What specific data should be reviewed
and analyzed by this
Task Force?



Public Comment



Motion and Adjournment

