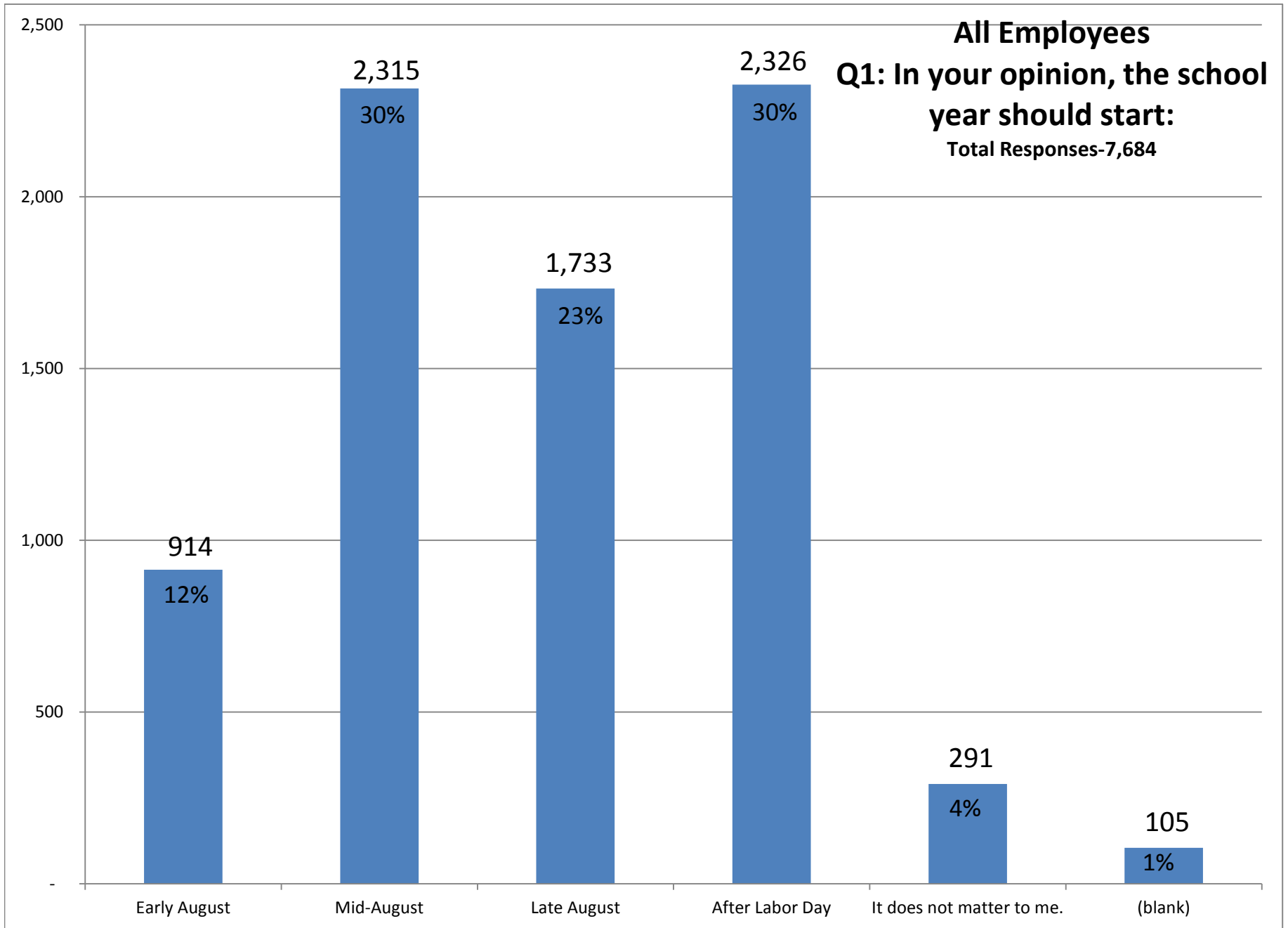


Question 1: In your opinion, the school year should start:

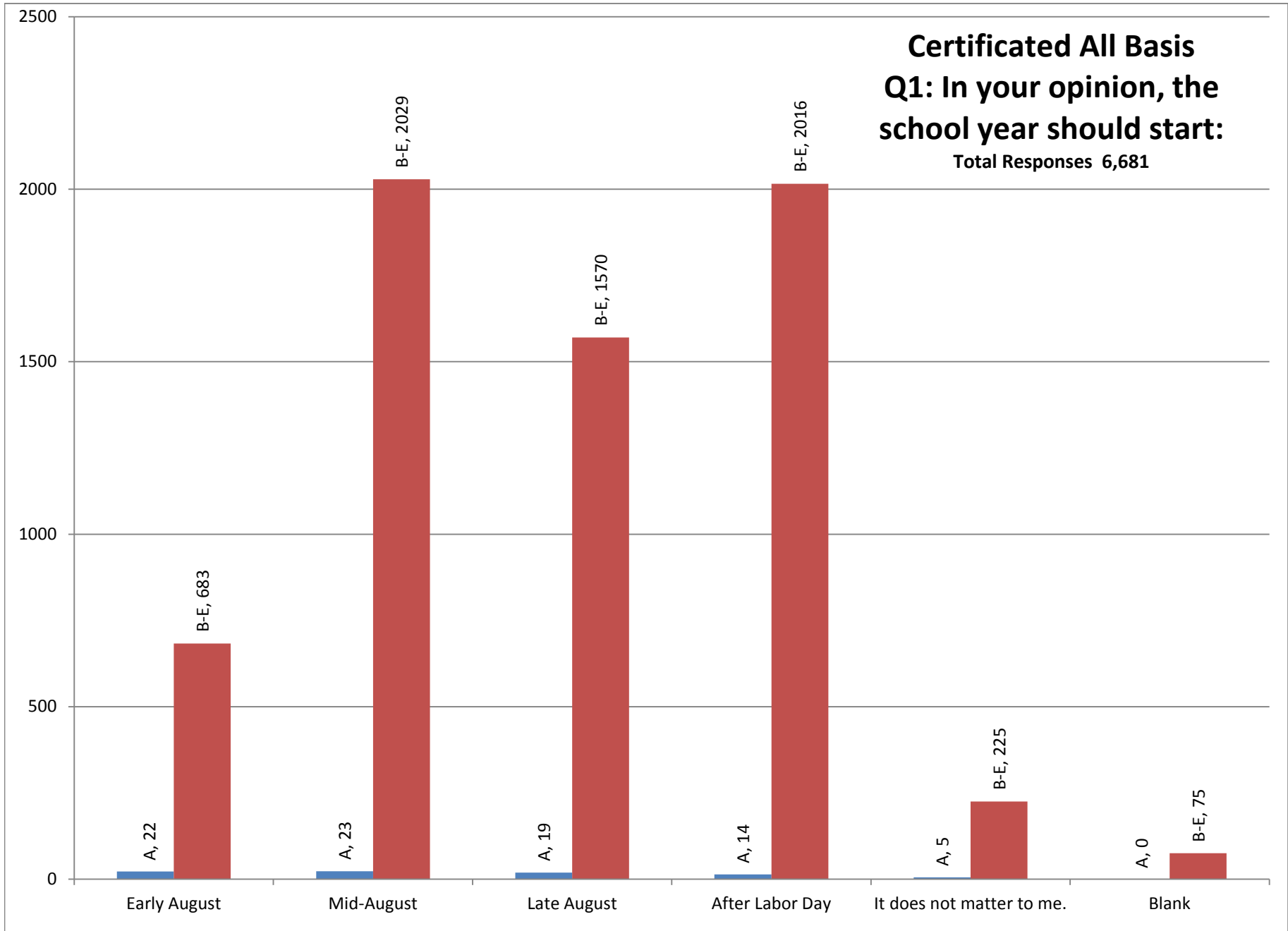
	Total	Count:						Percentage:					
		Early August	Mid-August	Late August	After Labor Day	Doesn't matter to me	Blank	Early August	Mid-August	Late August	After Labor Day	Doesn't matter to me	Blank
<b>All Employees</b>	<b>7,684</b>	<b>914</b>	<b>2,315</b>	<b>1,733</b>	<b>2,326</b>	<b>291</b>	<b>105</b>	<b>12%</b>	<b>30%</b>	<b>23%</b>	<b>30%</b>	<b>4%</b>	<b>1%</b>
<b>Certificated Employees</b>	<b>6,681</b>	<b>705</b>	<b>2,052</b>	<b>1,589</b>	<b>2,030</b>	<b>230</b>	<b>75</b>	<b>11%</b>	<b>31%</b>	<b>24%</b>	<b>30%</b>	<b>3%</b>	<b>1%</b>
"A" Basis	83	22	23	19	14	5	0	27%	28%	23%	17%	6%	0%
"B"/"C"/"E" Basis	6,598	683	2,029	1,570	2,016	225	75	10%	31%	24%	31%	3%	1%
<b>Certificated Teachers</b>	<b>4,683</b>	<b>498</b>	<b>1,384</b>	<b>1,138</b>	<b>1,454</b>	<b>159</b>	<b>50</b>	<b>11%</b>	<b>30%</b>	<b>24%</b>	<b>31%</b>	<b>3%</b>	<b>1%</b>
Adult Ed	46	7	8	13	18	0	0	15%	17%	28%	39%	0%	0%
Early Ed	9	2	1	4	2	0	0	22%	11%	44%	22%	0%	0%
Elementary	2,677	177	704	719	977	76	24	7%	26%	27%	36%	3%	1%
Middle	765	101	237	168	218	32	9	13%	31%	22%	28%	4%	1%
Senior	963	180	350	180	196	43	14	19%	36%	19%	20%	4%	1%
Span	223	31	84	54	43	8	3	14%	38%	24%	19%	4%	1%
<b>Certificated Administrators</b>	<b>239</b>	<b>42</b>	<b>90</b>	<b>49</b>	<b>43</b>	<b>8</b>	<b>7</b>	<b>18%</b>	<b>38%</b>	<b>21%</b>	<b>18%</b>	<b>3%</b>	<b>3%</b>
Adult Ed	6	2	1	1	2	0	0	33%	17%	17%	33%	0%	0%
Early Ed	4	0	1	2	1	0	0	0%	25%	50%	25%	0%	0%
Elementary	104	16	35	20	30	1	2	15%	34%	19%	29%	1%	2%
Middle	43	6	16	10	6	2	3	14%	37%	23%	14%	5%	7%
Senior	71	17	33	12	2	5	2	24%	46%	17%	3%	7%	3%
Span	11	1	4	4	2	0	0	9%	36%	36%	18%	0%	0%
<b>Certificated School-Based Support</b>	<b>1,759</b>	<b>165</b>	<b>578</b>	<b>402</b>	<b>533</b>	<b>63</b>	<b>18</b>	<b>9%</b>	<b>33%</b>	<b>23%</b>	<b>30%</b>	<b>4%</b>	<b>1%</b>
Early Ed	7	1	3	0	2	1	0	14%	43%	0%	29%	14%	0%
Elementary	326	27	101	67	116	12	3	8%	31%	21%	36%	4%	1%
Middle	143	14	54	28	42	3	2	10%	38%	20%	29%	2%	1%
Senior	194	22	63	45	52	6	6	11%	32%	23%	27%	3%	3%
Span	43	6	15	5	15	2	0	14%	35%	12%	35%	5%	0%
Non-School Based	1,046	95	342	257	306	39	7	9%	33%	25%	29%	4%	1%
<b>Classified Employees</b>	<b>1,003</b>	<b>209</b>	<b>263</b>	<b>144</b>	<b>296</b>	<b>61</b>	<b>30</b>	<b>21%</b>	<b>26%</b>	<b>14%</b>	<b>30%</b>	<b>6%</b>	<b>3%</b>
"A" Basis	184	21	45	31	63	16	8	11%	24%	17%	34%	9%	4%
"B"/"C"/"E" Basis	819	188	218	113	233	45	22	23%	27%	14%	28%	5%	3%

Percentages are rounded to the nearest whole number and may not add up to 100%.



# Certificated All Basis Q1: In your opinion, the school year should start:

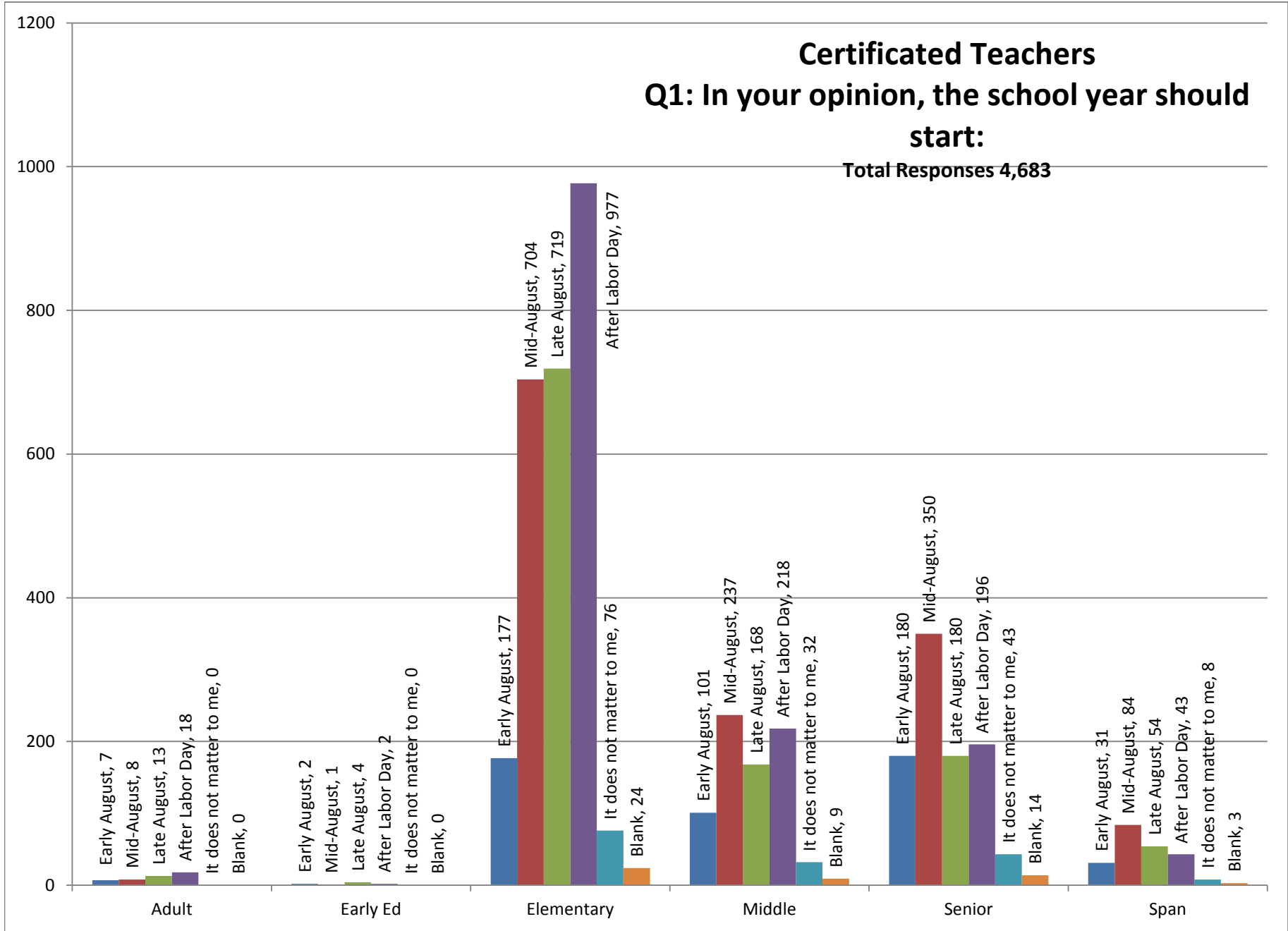
Total Responses 6,681



# Certificated Teachers

## Q1: In your opinion, the school year should start:

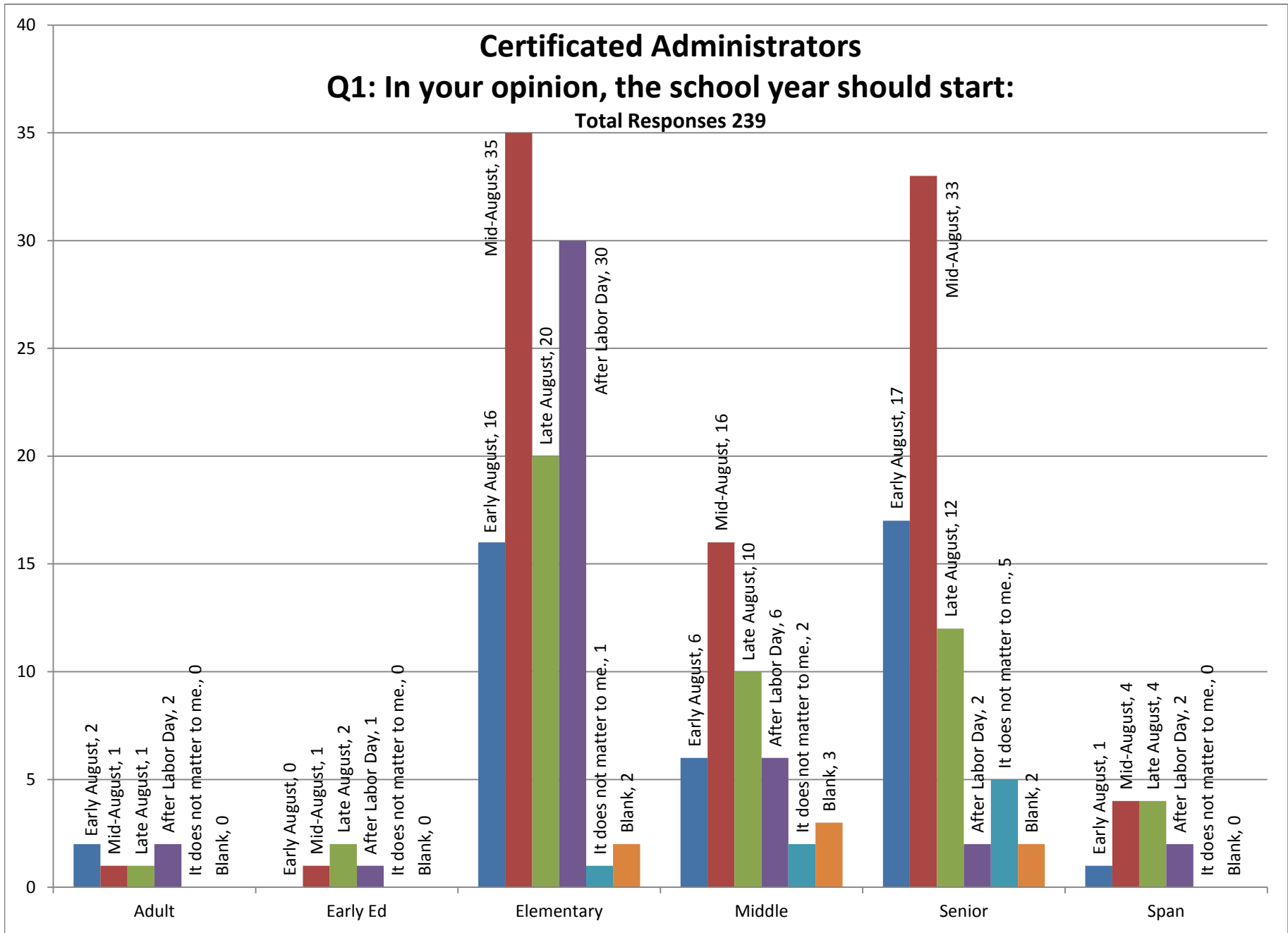
Total Responses 4,683



# Certificated Administrators

## Q1: In your opinion, the school year should start:

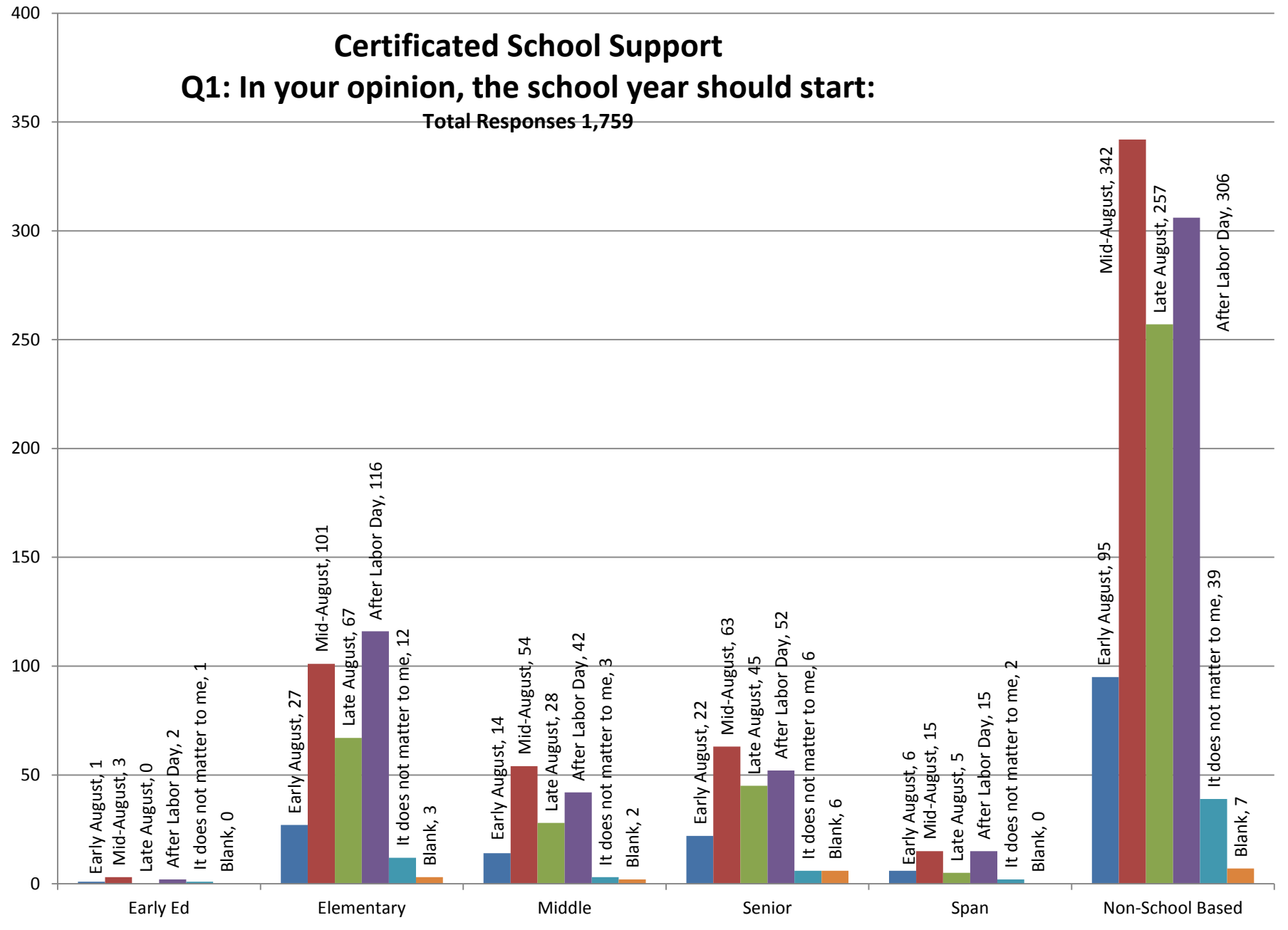
Total Responses 239



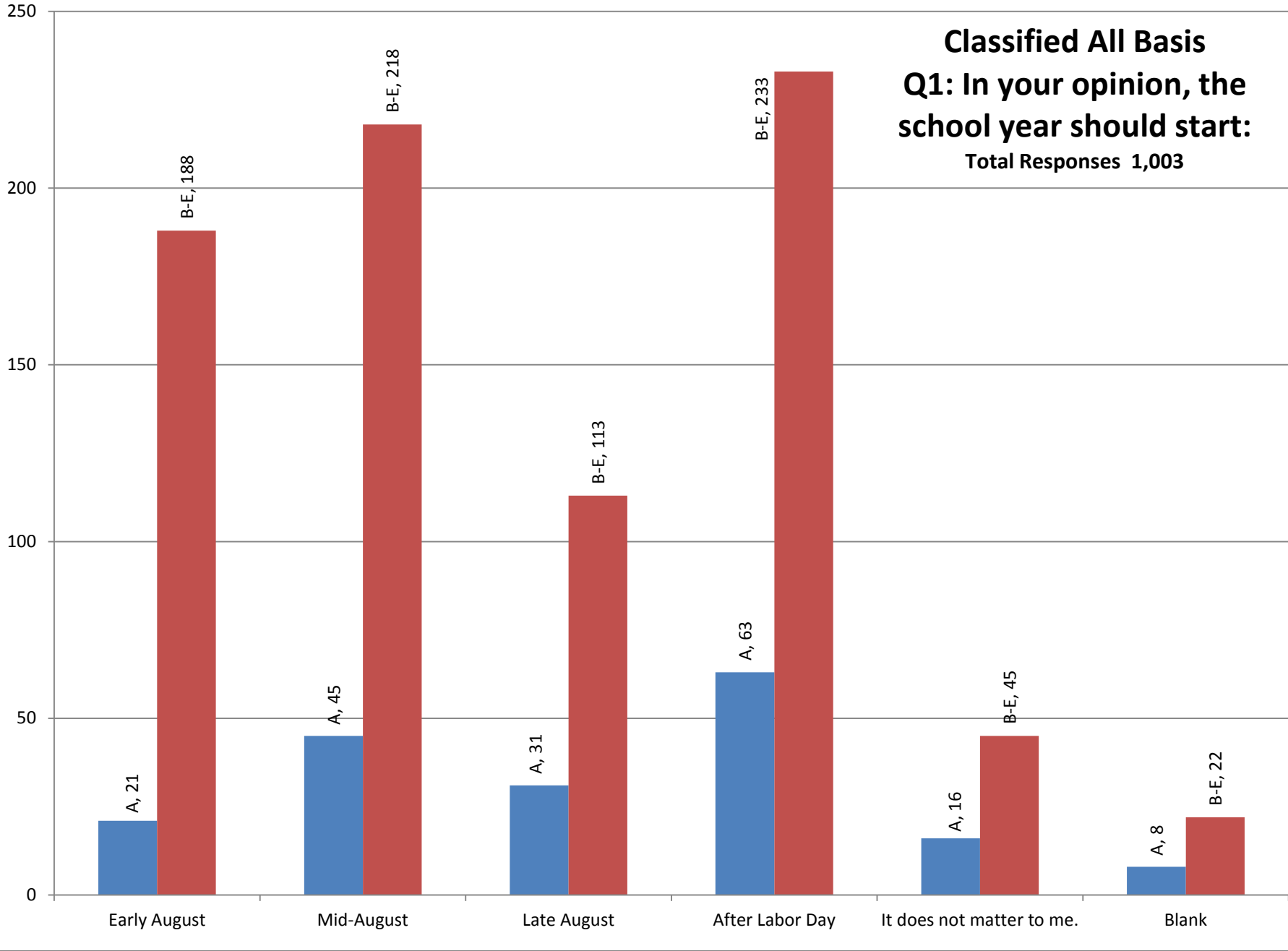
# Certificated School Support

## Q1: In your opinion, the school year should start:

Total Responses 1,759



**Classified All Basis**  
**Q1: In your opinion, the school year should start:**  
Total Responses 1,003



School Calendar Survey - Employees

Question 2: The winter break should be:

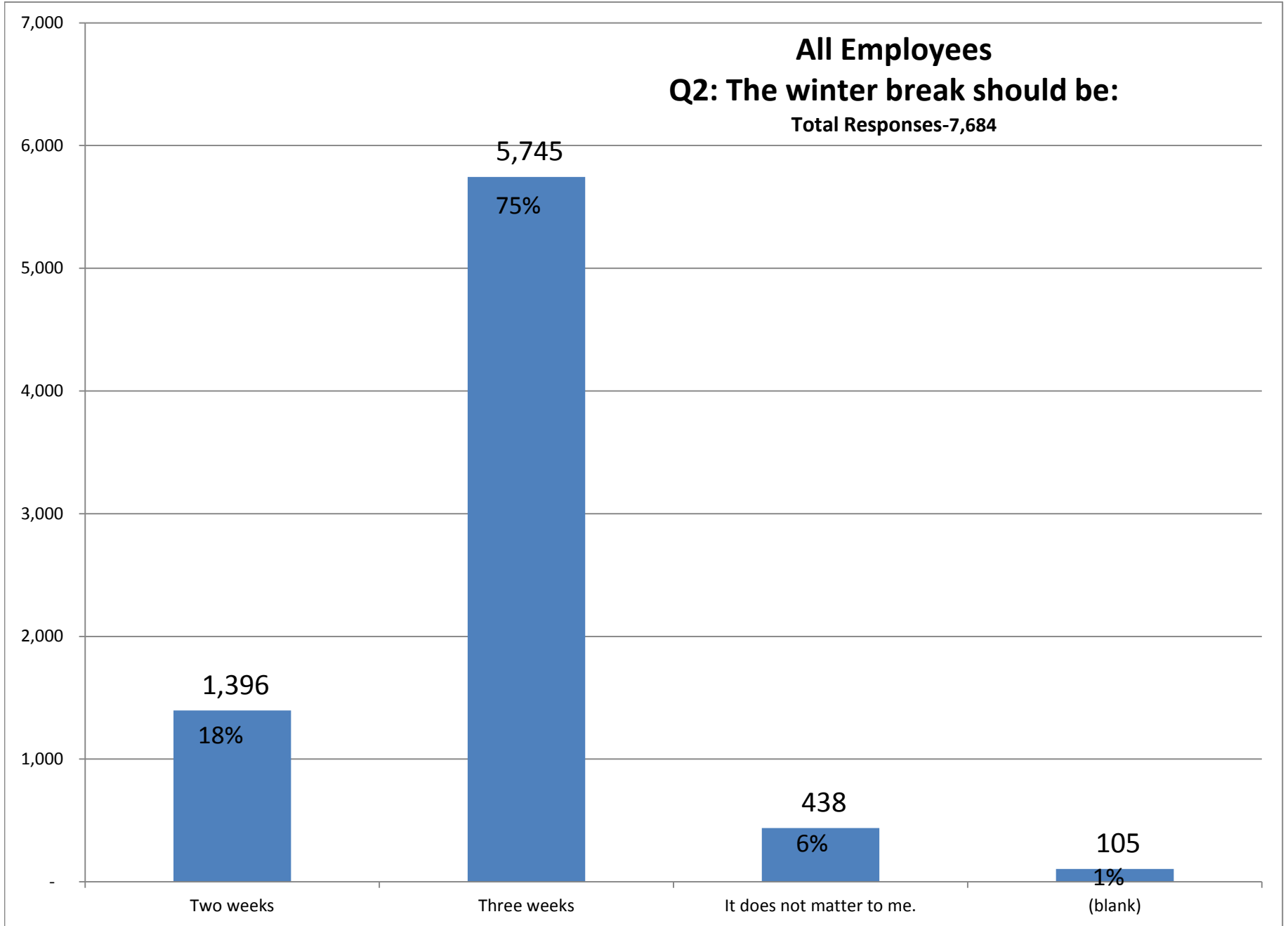
	Total	Count:				Percentage:			
		Two weeks	Three weeks	Doesn't matter to me	Blank	Two weeks	Three weeks	Doesn't matter to me	Blank
<b>All Employees</b>	<b>7,684</b>	<b>1,396</b>	<b>5,745</b>	<b>438</b>	<b>105</b>	<b>18%</b>	<b>75%</b>	<b>6%</b>	<b>1%</b>
<b>Certificated Employees</b>	<b>6,681</b>	<b>1,043</b>	<b>5,189</b>	<b>374</b>	<b>75</b>	<b>16%</b>	<b>78%</b>	<b>6%</b>	<b>1%</b>
"A" Basis	83	21	54	8	0	25%	65%	10%	0%
"B"/"C"/"E" Basis	6,598	1,022	5,135	366	75	15%	78%	6%	1%
<b>Certificated Teachers</b>	<b>4,683</b>	<b>707</b>	<b>3,687</b>	<b>239</b>	<b>50</b>	<b>15%</b>	<b>79%</b>	<b>5%</b>	<b>1%</b>
Adult Ed	46	15	28	3	0	33%	61%	7%	0%
Early Ed	9	2	7	0	0	22%	78%	0%	0%
Elementary	2,677	391	2,146	116	24	15%	80%	4%	1%
Middle	765	134	579	43	9	18%	76%	6%	1%
Senior	963	135	750	64	14	14%	78%	7%	1%
Span	223	30	177	13	3	13%	79%	6%	1%
<b>Certificated Administrators</b>	<b>239</b>	<b>35</b>	<b>175</b>	<b>22</b>	<b>7</b>	<b>15%</b>	<b>73%</b>	<b>9%</b>	<b>3%</b>
Adult Ed	6	1	4	1	0	17%	67%	17%	0%
Early Ed	4	2	1	1	0	50%	25%	25%	0%
Elementary	104	16	83	3	2	15%	80%	3%	2%
Middle	43	7	28	5	3	16%	65%	12%	7%
Senior	71	8	49	12	2	11%	69%	17%	3%
Span	11	1	10	0	0	9%	91%	0%	0%
<b>Certificated School-Based Support</b>	<b>1,759</b>	<b>301</b>	<b>1,327</b>	<b>113</b>	<b>18</b>	<b>17%</b>	<b>75%</b>	<b>6%</b>	<b>1%</b>
Early Ed	7	1	6	0	0	14%	86%	0%	0%
Elementary	326	54	250	19	3	17%	77%	6%	1%
Middle	143	27	106	8	2	19%	74%	6%	1%
Senior	194	31	147	10	6	16%	76%	5%	3%
Span	43	6	32	5	0	14%	74%	12%	0%
Non-School Based	1,046	182	786	71	7	17%	75%	7%	1%
<b>Classified Employees</b>	<b>1,003</b>	<b>353</b>	<b>556</b>	<b>64</b>	<b>30</b>	<b>35%</b>	<b>55%</b>	<b>6%</b>	<b>3%</b>
"A" Basis	184	83	73	20	8	45%	40%	11%	4%
"B"/"C"/"E" Basis	819	270	483	44	22	33%	59%	5%	3%

Percentages are rounded to the nearest whole number and may not add up to 100%.



**All Employees**  
**Q2: The winter break should be:**

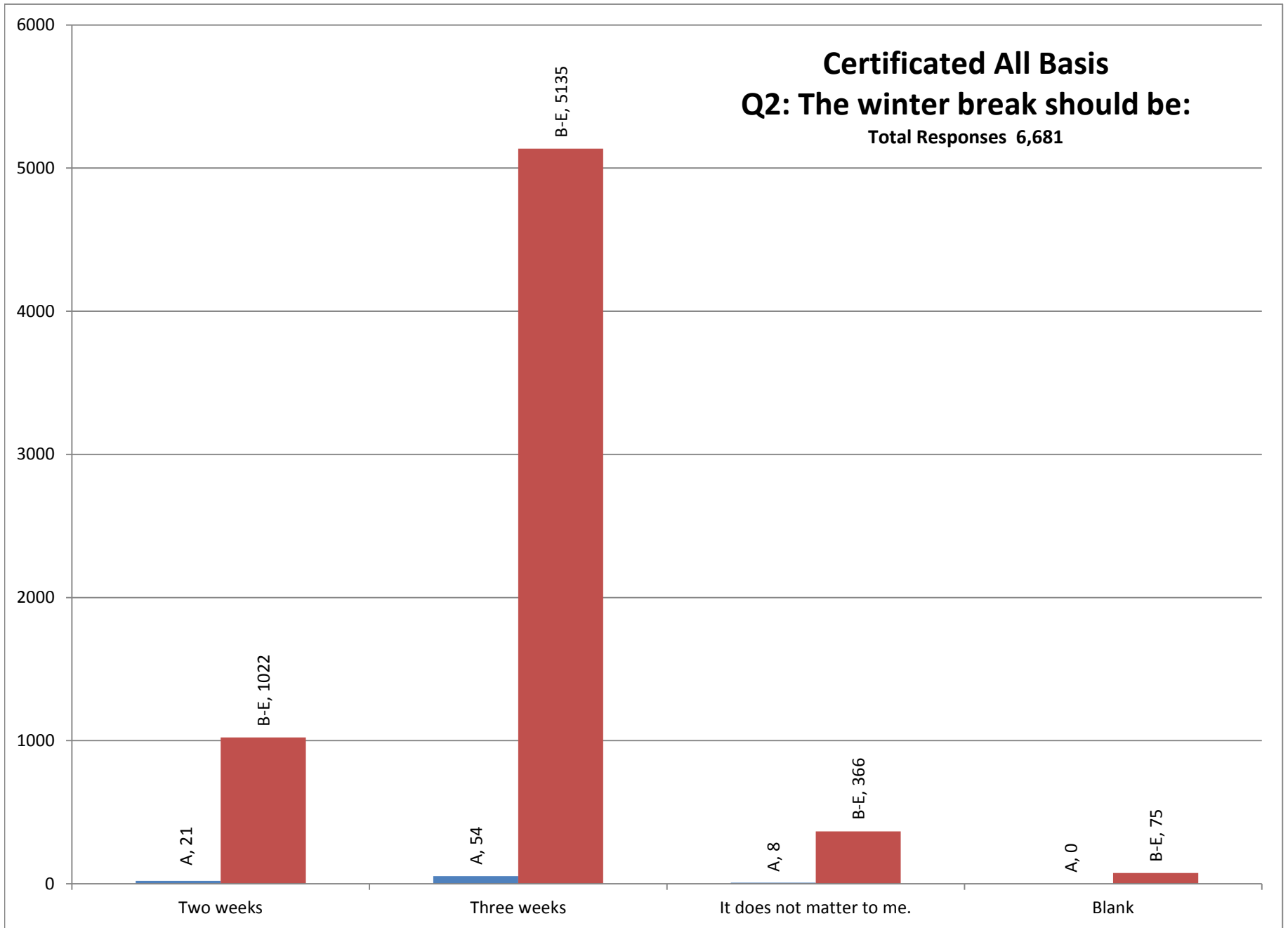
Total Responses-7,684



# Certificated All Basis

## Q2: The winter break should be:

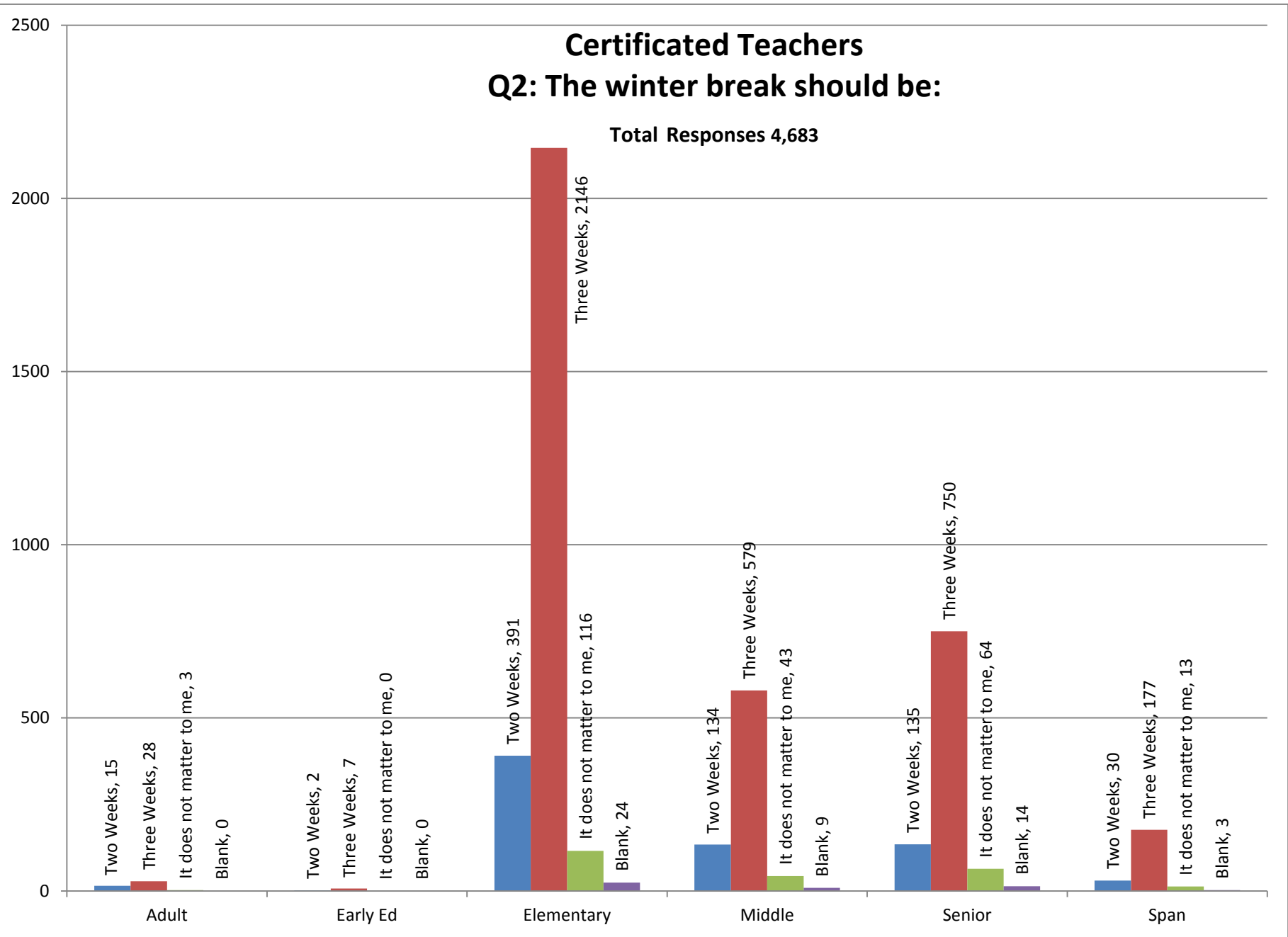
Total Responses 6,681



# Certificated Teachers

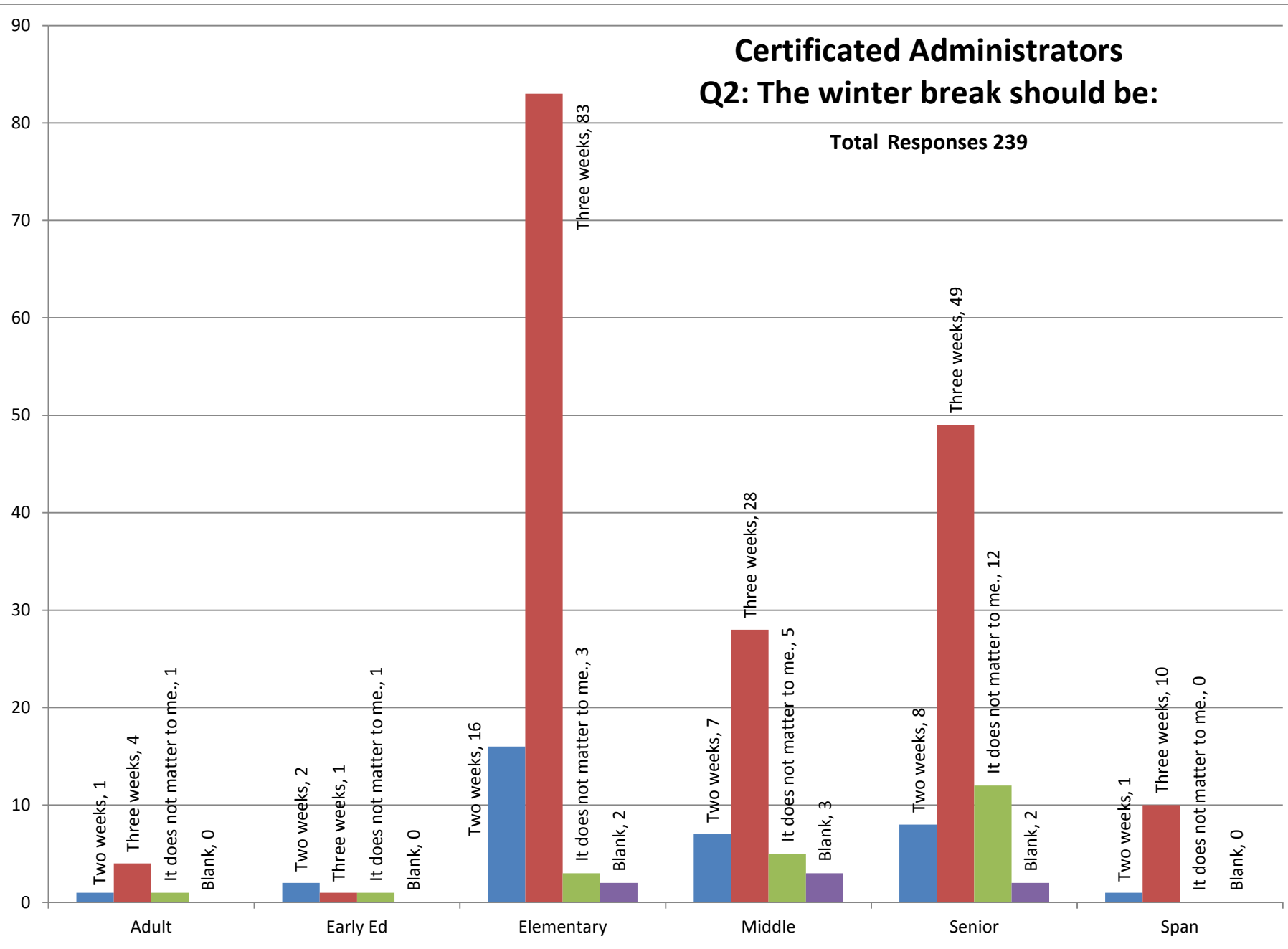
## Q2: The winter break should be:

Total Responses 4,683



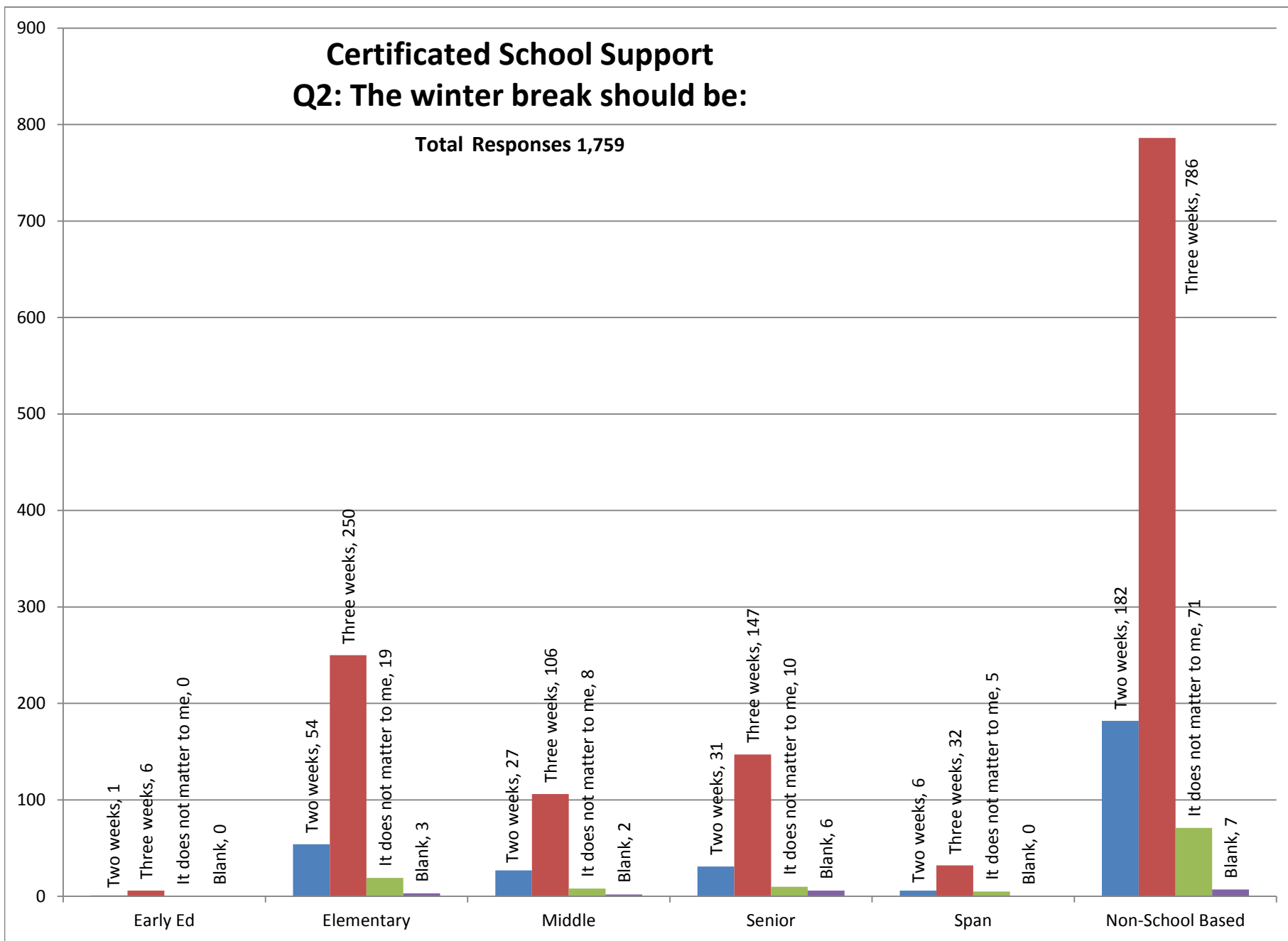
# Certificated Administrators Q2: The winter break should be:

Total Responses 239



## Certificated School Support Q2: The winter break should be:

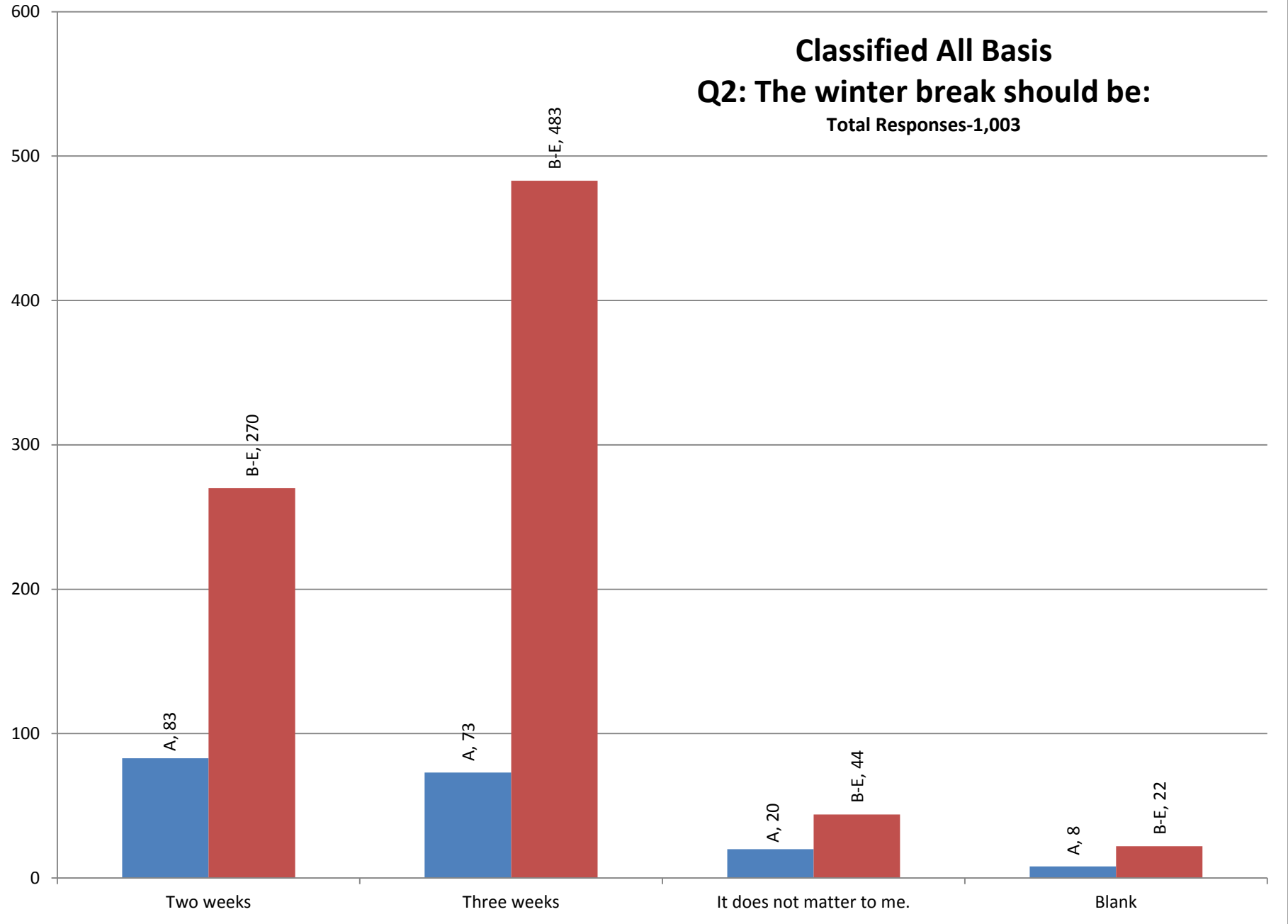
Total Responses 1,759



# Classified All Basis

## Q2: The winter break should be:

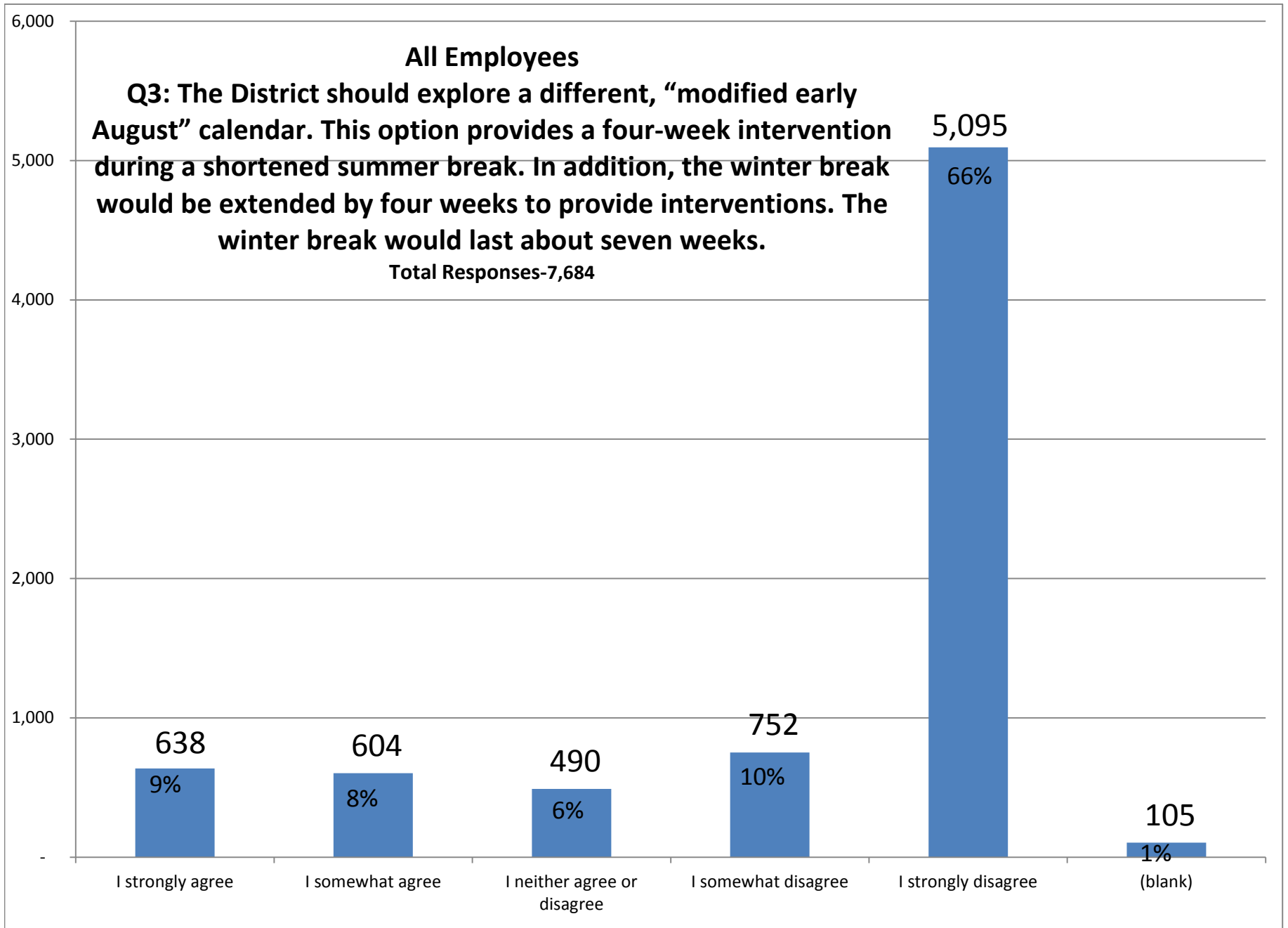
Total Responses-1,003



Question 3: The District should explore a different, “modified early August” calendar.

	Total	Count:						Percentage:					
		Strongly Agree	Somewhat Agree	Neither Agree or Disagree	Somewhat Disagree	Strongly Disagree	Blank	Strongly Agree	Somewhat Agree	Neither Agree or Disagree	Somewhat Disagree	Strongly Disagree	Blank
<b>All Employees</b>	<b>7,684</b>	<b>638</b>	<b>604</b>	<b>490</b>	<b>752</b>	<b>5,095</b>	<b>105</b>	<b>8%</b>	<b>8%</b>	<b>6%</b>	<b>10%</b>	<b>66%</b>	<b>1%</b>
<b>Certificated Employees</b>	<b>6,681</b>	<b>545</b>	<b>512</b>	<b>393</b>	<b>632</b>	<b>4,524</b>	<b>75</b>	<b>8%</b>	<b>8%</b>	<b>6%</b>	<b>9%</b>	<b>68%</b>	<b>1%</b>
"A" Basis	83	13	13	8	10	39	0	16%	16%	10%	12%	47%	0%
"B"/"C"/"E" Basis	6,598	532	499	385	622	4,485	75	8%	8%	6%	9%	68%	1%
<b>Certificated Teachers</b>	<b>4,683</b>	<b>356</b>	<b>327</b>	<b>242</b>	<b>413</b>	<b>3,295</b>	<b>50</b>	<b>8%</b>	<b>7%</b>	<b>5%</b>	<b>9%</b>	<b>70%</b>	<b>1%</b>
Adult Ed	46	2	2	4	3	35	0	4%	4%	9%	7%	76%	0%
Early Ed	9	0	0	2	2	5	0	0%	0%	22%	22%	56%	0%
Elementary	2,677	172	145	135	236	1,965	24	6%	5%	5%	9%	73%	1%
Middle	765	60	57	38	59	542	9	8%	7%	5%	8%	71%	1%
Senior	963	106	112	55	92	584	14	11%	12%	6%	10%	61%	1%
Span	223	16	11	8	21	164	3	7%	5%	4%	9%	74%	1%
<b>Certificated Administrators</b>	<b>239</b>	<b>41</b>	<b>28</b>	<b>17</b>	<b>31</b>	<b>115</b>	<b>7</b>	<b>17%</b>	<b>12%</b>	<b>7%</b>	<b>13%</b>	<b>48%</b>	<b>3%</b>
Adult Ed	6	1	0	0	1	4	0	17%	0%	0%	17%	67%	0%
Early Ed	4	0	0	0	2	2	0	0%	0%	0%	50%	50%	0%
Elementary	104	15	14	11	6	56	2	14%	13%	11%	6%	54%	2%
Middle	43	7	6	1	5	21	3	16%	14%	2%	12%	49%	7%
Senior	71	16	7	5	14	27	2	23%	10%	7%	20%	38%	3%
Span	11	2	1	0	3	5	0	18%	9%	0%	27%	45%	0%
<b>Certificated School-Based Support</b>	<b>1,759</b>	<b>148</b>	<b>157</b>	<b>134</b>	<b>188</b>	<b>1,114</b>	<b>18</b>	<b>8%</b>	<b>9%</b>	<b>8%</b>	<b>11%</b>	<b>63%</b>	<b>1%</b>
Early Ed	7	2	1	1	0	3	0	29%	14%	14%	0%	43%	0%
Elementary	326	28	28	25	31	211	3	9%	9%	8%	10%	65%	1%
Middle	143	8	17	12	17	87	2	6%	12%	8%	12%	61%	1%
Senior	194	16	15	11	22	124	6	8%	8%	6%	11%	64%	3%
Span	43	5	8	3	5	22	0	12%	19%	7%	12%	51%	0%
Non-School Based	1,046	89	88	82	113	667	7	9%	8%	8%	11%	64%	1%
<b>Classified Employees</b>	<b>1,003</b>	<b>93</b>	<b>92</b>	<b>97</b>	<b>120</b>	<b>571</b>	<b>30</b>	<b>9%</b>	<b>9%</b>	<b>10%</b>	<b>12%</b>	<b>57%</b>	<b>3%</b>
"A" Basis	184	14	19	24	33	86	8	8%	10%	13%	18%	47%	4%
"B"/"C"/"E" Basis	819	79	73	73	87	485	22	10%	9%	9%	11%	59%	3%

Percentages are rounded to the nearest whole number and may not add up to 100%.

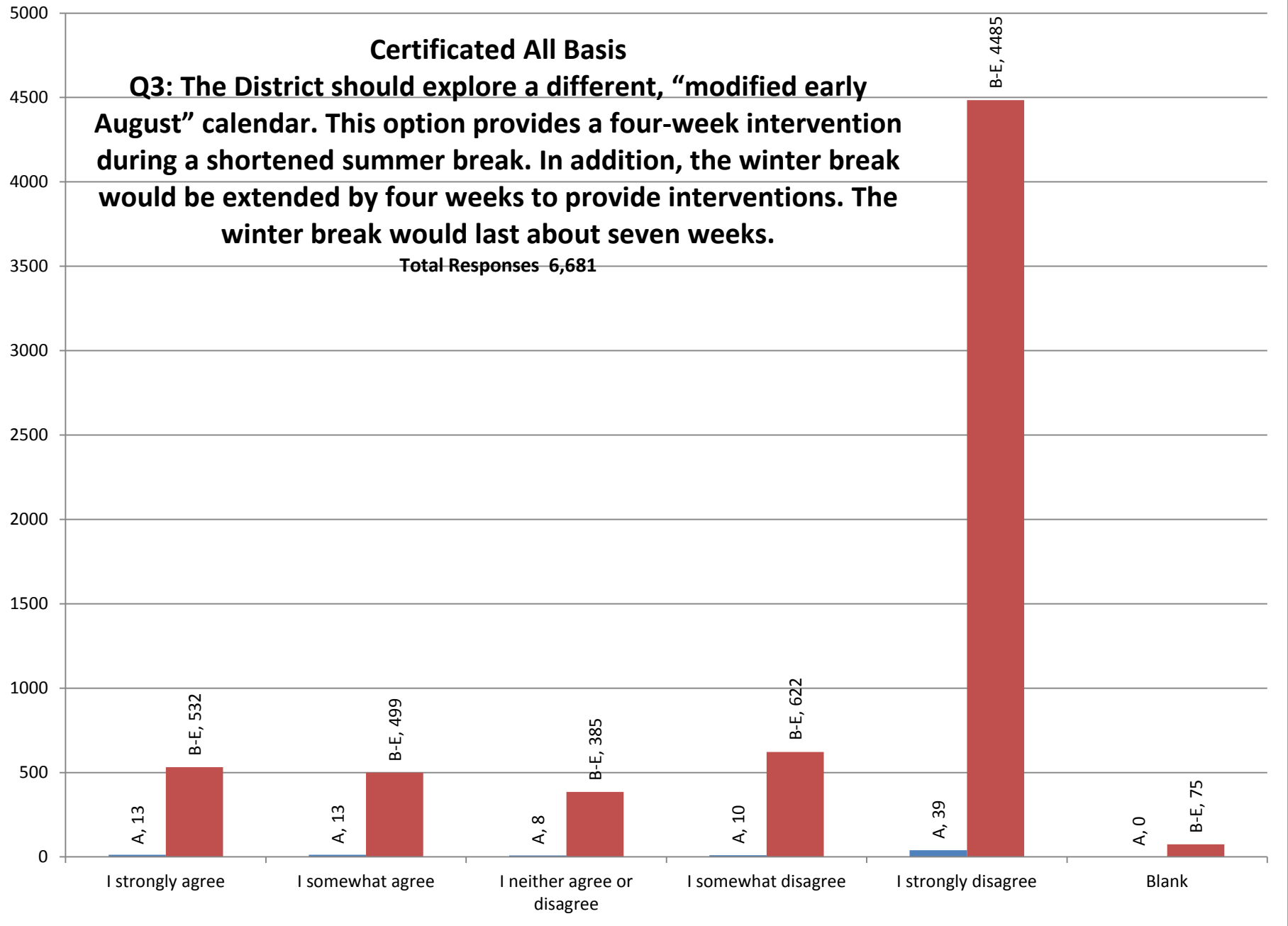




### Certificated All Basis

**Q3: The District should explore a different, “modified early August” calendar. This option provides a four-week intervention during a shortened summer break. In addition, the winter break would be extended by four weeks to provide interventions. The winter break would last about seven weeks.**

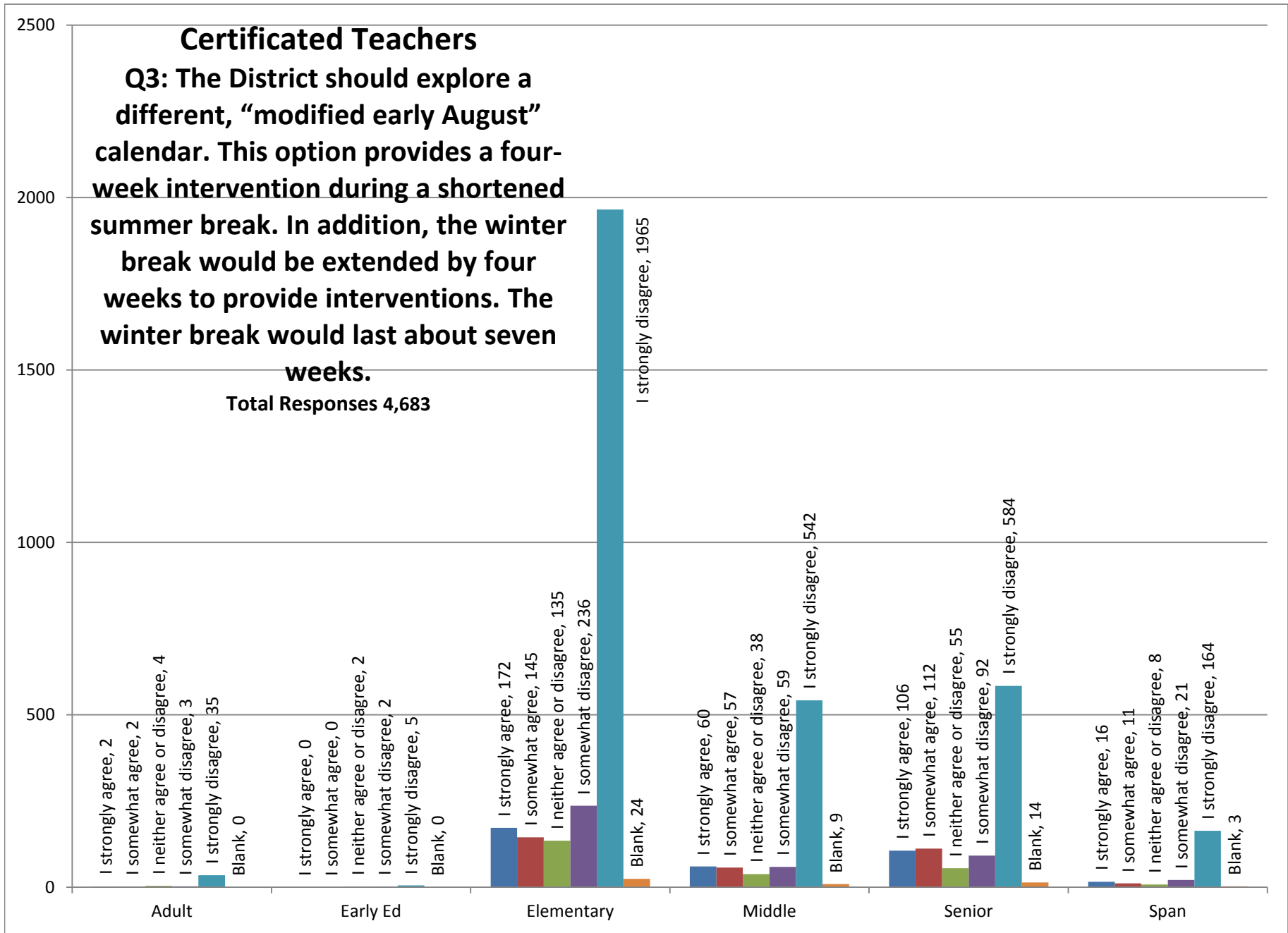
Total Responses 6,681



## Certificated Teachers

**Q3: The District should explore a different, "modified early August" calendar. This option provides a four-week intervention during a shortened summer break. In addition, the winter break would be extended by four weeks to provide interventions. The winter break would last about seven weeks.**

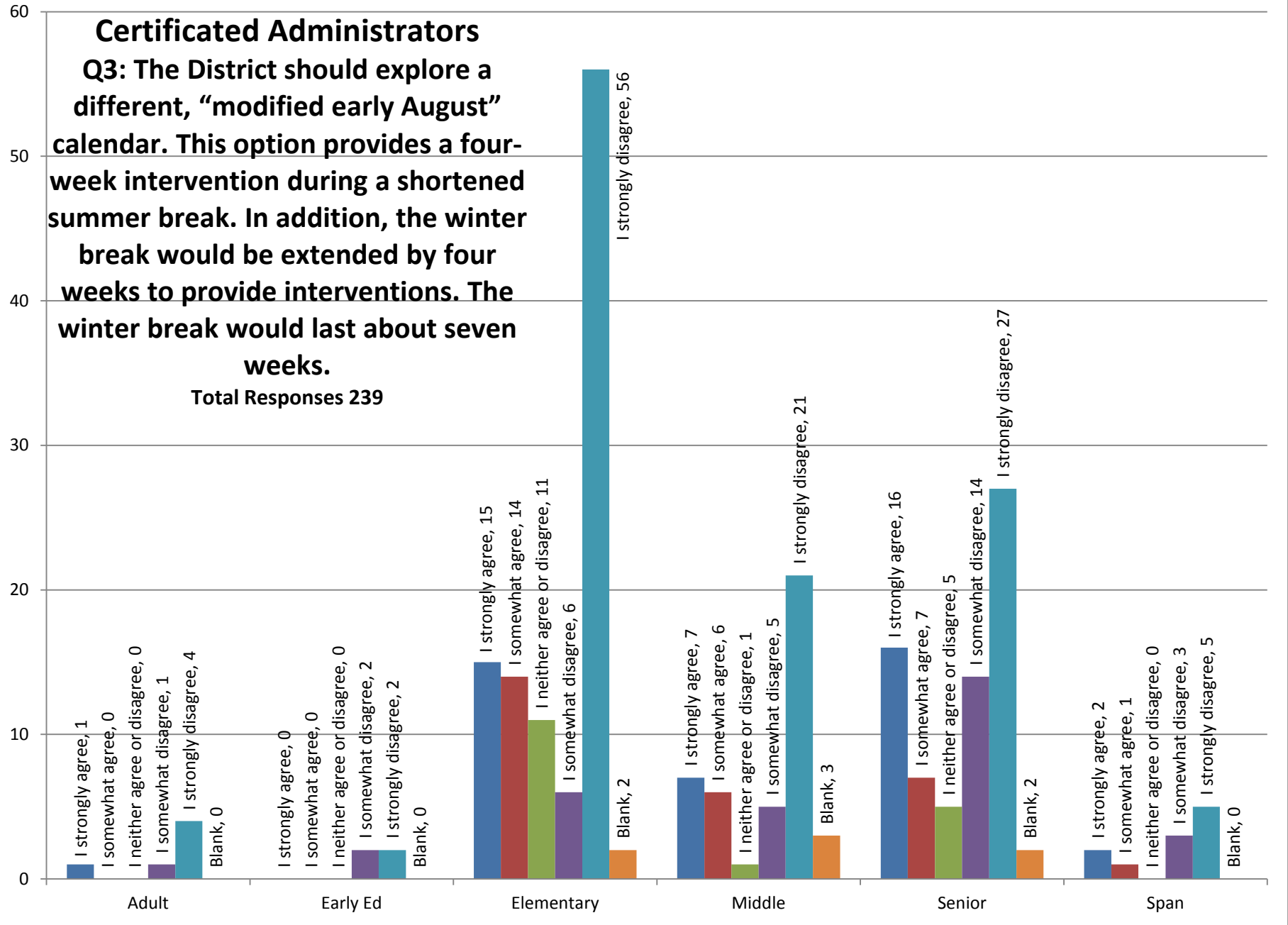
**Total Responses 4,683**



# Certificated Administrators

**Q3: The District should explore a different, "modified early August" calendar. This option provides a four-week intervention during a shortened summer break. In addition, the winter break would be extended by four weeks to provide interventions. The winter break would last about seven weeks.**

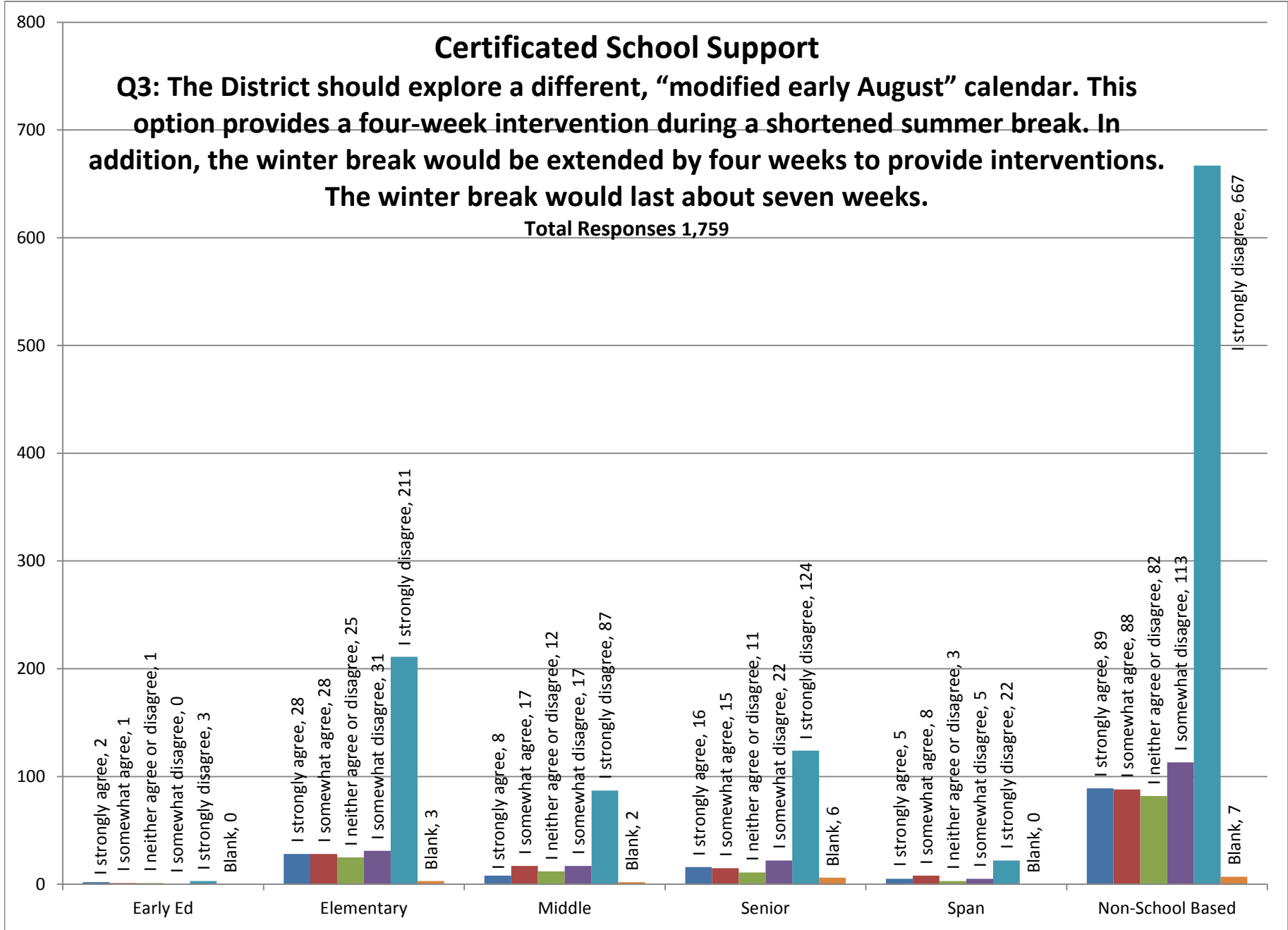
**Total Responses 239**



## Certificated School Support

**Q3: The District should explore a different, “modified early August” calendar. This option provides a four-week intervention during a shortened summer break. In addition, the winter break would be extended by four weeks to provide interventions. The winter break would last about seven weeks.**

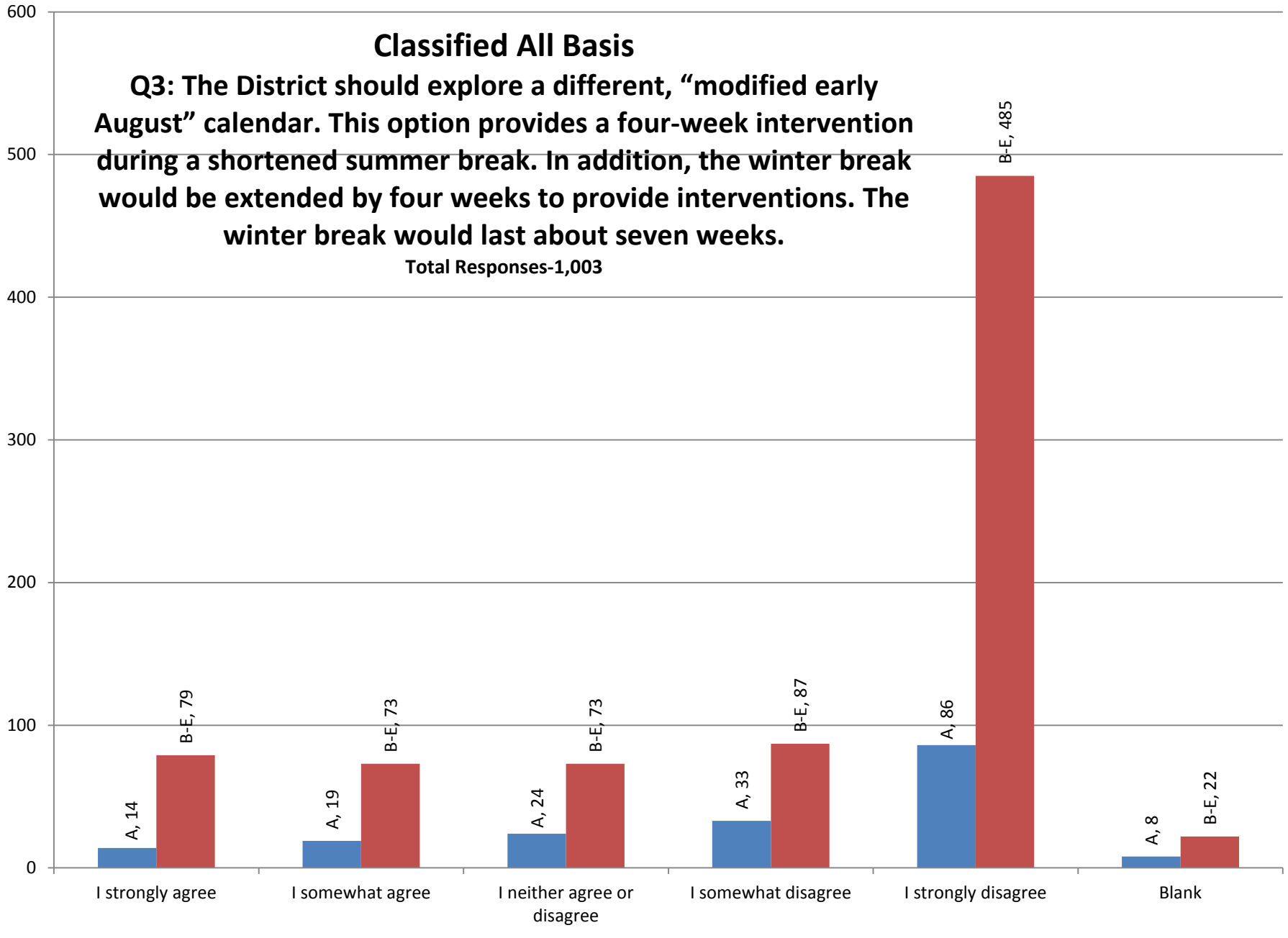
Total Responses 1,759



### Classified All Basis

**Q3: The District should explore a different, “modified early August” calendar. This option provides a four-week intervention during a shortened summer break. In addition, the winter break would be extended by four weeks to provide interventions. The winter break would last about seven weeks.**

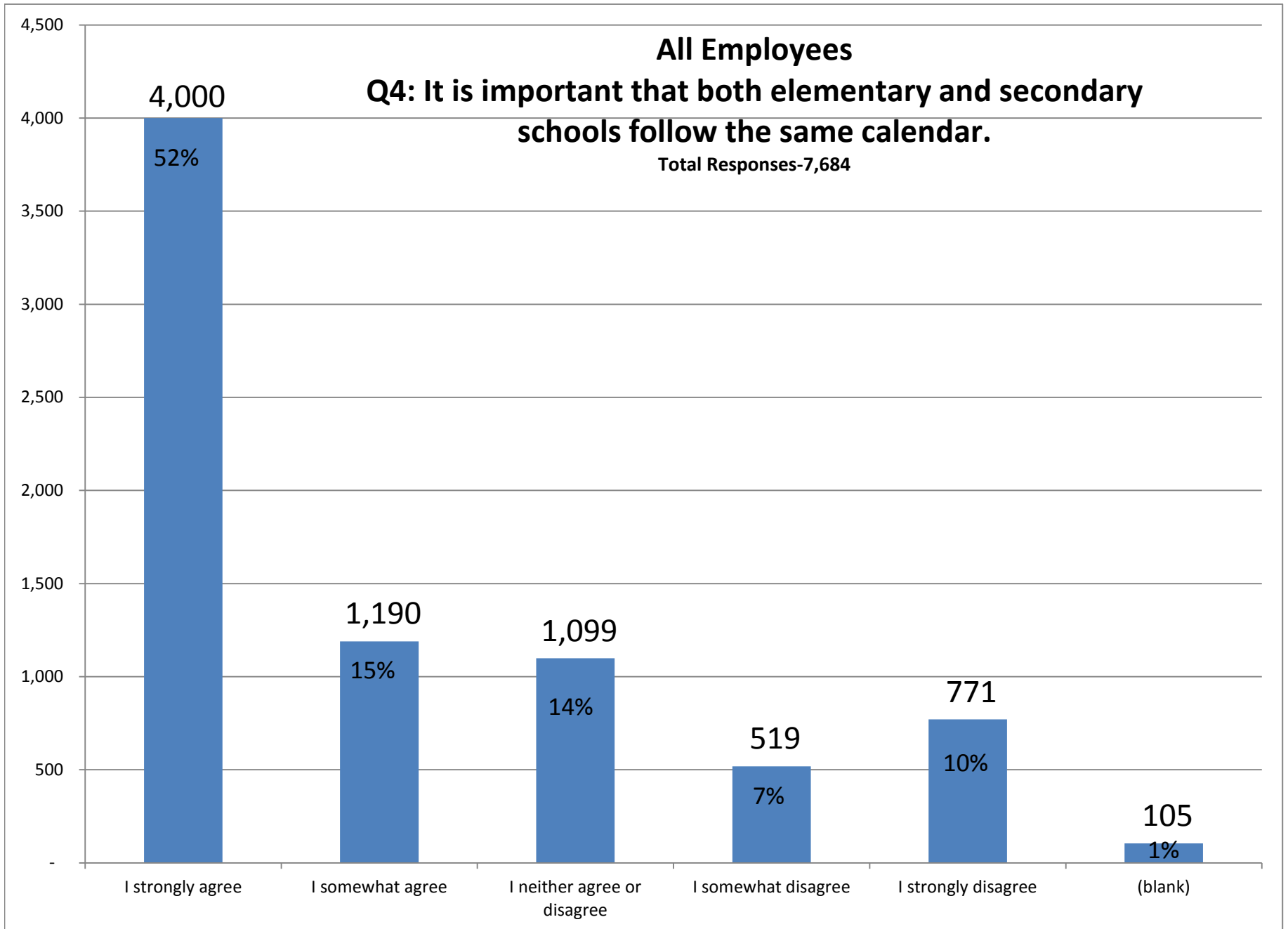
Total Responses-1,003



Question 4: It is important that both elementary and secondary schools follow the same calendar.

	Total	Count:						Percentage:					
		Strongly Agree	Somewhat Agree	Neither Agree or Disagree	Somewhat Disagree	Strongly Disagree	Blank	Strongly Agree	Somewhat Agree	Neither Agree or Disagree	Somewhat Disagree	Strongly Disagree	Blank
<b>All Employees</b>	<b>7,684</b>	<b>4,000</b>	<b>1,190</b>	<b>1,099</b>	<b>519</b>	<b>771</b>	<b>105</b>	<b>52%</b>	<b>15%</b>	<b>14%</b>	<b>7%</b>	<b>10%</b>	<b>1%</b>
<b>Certificated Employees</b>	<b>6,681</b>	<b>3,327</b>	<b>1,051</b>	<b>1,025</b>	<b>483</b>	<b>720</b>	<b>75</b>	<b>50%</b>	<b>16%</b>	<b>15%</b>	<b>7%</b>	<b>11%</b>	<b>1%</b>
"A" Basis	83	64	10	6	1	2	0	77%	12%	7%	1%	2%	0%
"B"/"C"/"E" Basis	6,598	3,263	1,041	1,019	482	718	75	49%	16%	15%	7%	11%	1%
<b>Certificated Teachers</b>	<b>4,683</b>	<b>2,124</b>	<b>751</b>	<b>796</b>	<b>391</b>	<b>571</b>	<b>50</b>	<b>45%</b>	<b>16%</b>	<b>17%</b>	<b>8%</b>	<b>12%</b>	<b>1%</b>
Adult Ed	46	30	5	7	2	2	0	65%	11%	15%	4%	4%	0%
Early Ed	9	7	1	0	0	1	0	78%	11%	0%	0%	11%	0%
Elementary	2,677	1,019	467	479	272	416	24	38%	17%	18%	10%	16%	1%
Middle	765	413	116	116	41	70	9	54%	15%	15%	5%	9%	1%
Senior	963	529	130	165	65	60	14	55%	13%	17%	7%	6%	1%
Span	223	126	32	29	11	22	3	57%	14%	13%	5%	10%	1%
<b>Certificated Administrators</b>	<b>239</b>	<b>143</b>	<b>27</b>	<b>28</b>	<b>11</b>	<b>23</b>	<b>7</b>	<b>60%</b>	<b>11%</b>	<b>12%</b>	<b>5%</b>	<b>10%</b>	<b>3%</b>
Adult Ed	6	4	1	0	0	1	0	67%	17%	0%	0%	17%	0%
Early Ed	4	2	1	1	0	0	0	50%	25%	25%	0%	0%	0%
Elementary	104	56	12	12	7	15	2	54%	12%	12%	7%	14%	2%
Middle	43	33	4	1	0	2	3	77%	9%	2%	0%	5%	7%
Senior	71	41	7	14	2	5	2	58%	10%	20%	3%	7%	3%
Span	11	7	2	0	2	0	0	64%	18%	0%	18%	0%	0%
<b>Certificated School-Based Support</b>	<b>1,759</b>	<b>1,060</b>	<b>273</b>	<b>201</b>	<b>81</b>	<b>126</b>	<b>18</b>	<b>60%</b>	<b>16%</b>	<b>11%</b>	<b>5%</b>	<b>7%</b>	<b>1%</b>
Early Ed	7	2	0	3	1	1	0	29%	0%	43%	14%	14%	0%
Elementary	326	153	65	42	21	42	3	47%	20%	13%	6%	13%	1%
Middle	143	91	19	13	3	15	2	64%	13%	9%	2%	10%	1%
Senior	194	119	29	21	8	11	6	61%	15%	11%	4%	6%	3%
Span	43	31	8	0	3	1	0	72%	19%	0%	7%	2%	0%
Non-School Based	1,046	664	152	122	45	56	7	63%	15%	12%	4%	5%	1%
<b>Classified Employees</b>	<b>1,003</b>	<b>673</b>	<b>139</b>	<b>74</b>	<b>36</b>	<b>51</b>	<b>30</b>	<b>67%</b>	<b>14%</b>	<b>7%</b>	<b>4%</b>	<b>5%</b>	<b>3%</b>
"A" Basis	184	120	35	9	2	10	8	65%	19%	5%	1%	5%	4%
"B"/"C"/"E" Basis	819	553	104	65	34	41	22	68%	13%	8%	4%	5%	3%

Percentages are rounded to the nearest whole number and may not add up to 100%.

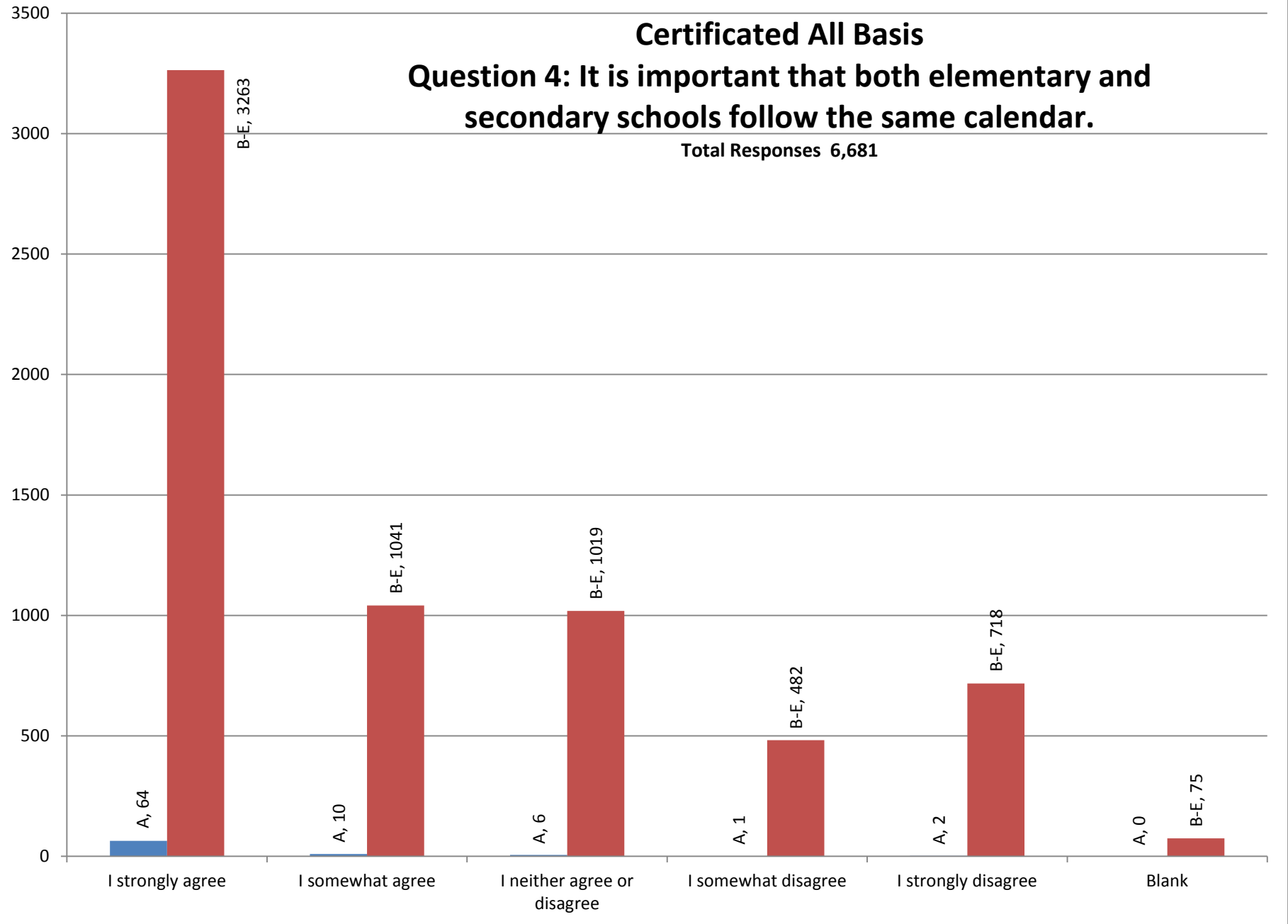


Percentages are rounded to whole numbers and may not add up to 100%.

## Certificated All Basis

### Question 4: It is important that both elementary and secondary schools follow the same calendar.

Total Responses 6,681

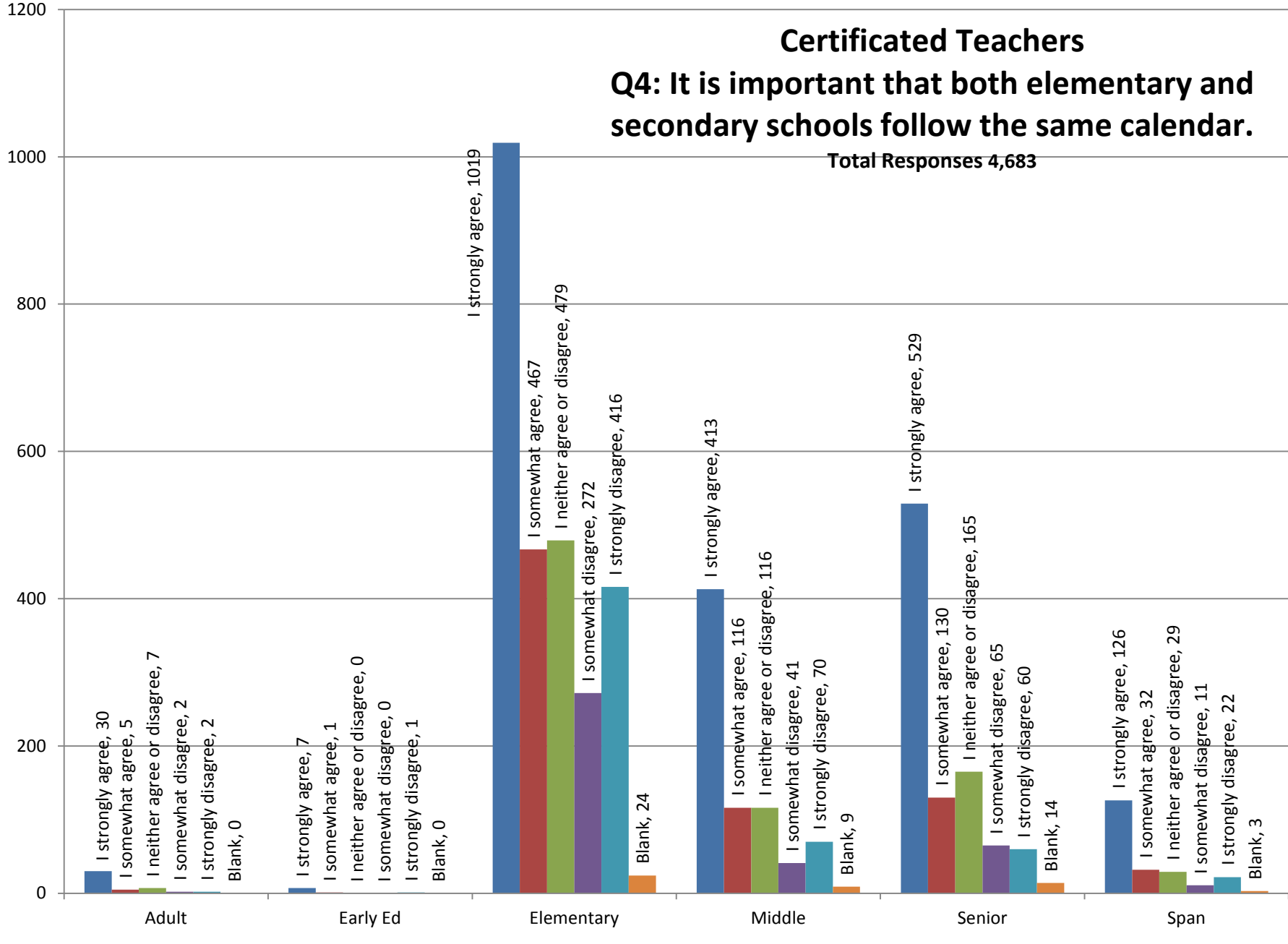




### Certificated Teachers

**Q4: It is important that both elementary and secondary schools follow the same calendar.**

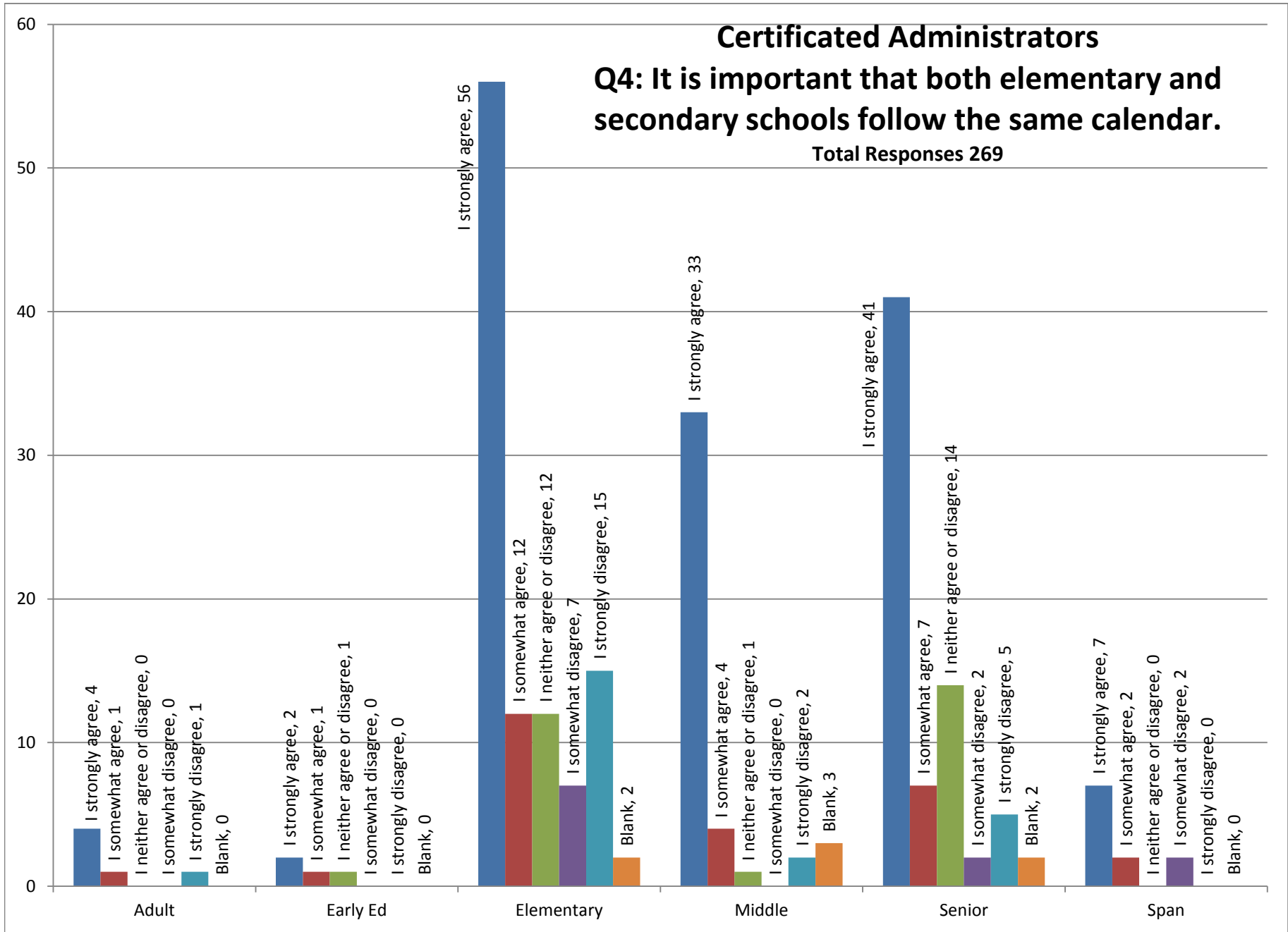
Total Responses 4,683



## Certificated Administrators

**Q4: It is important that both elementary and secondary schools follow the same calendar.**

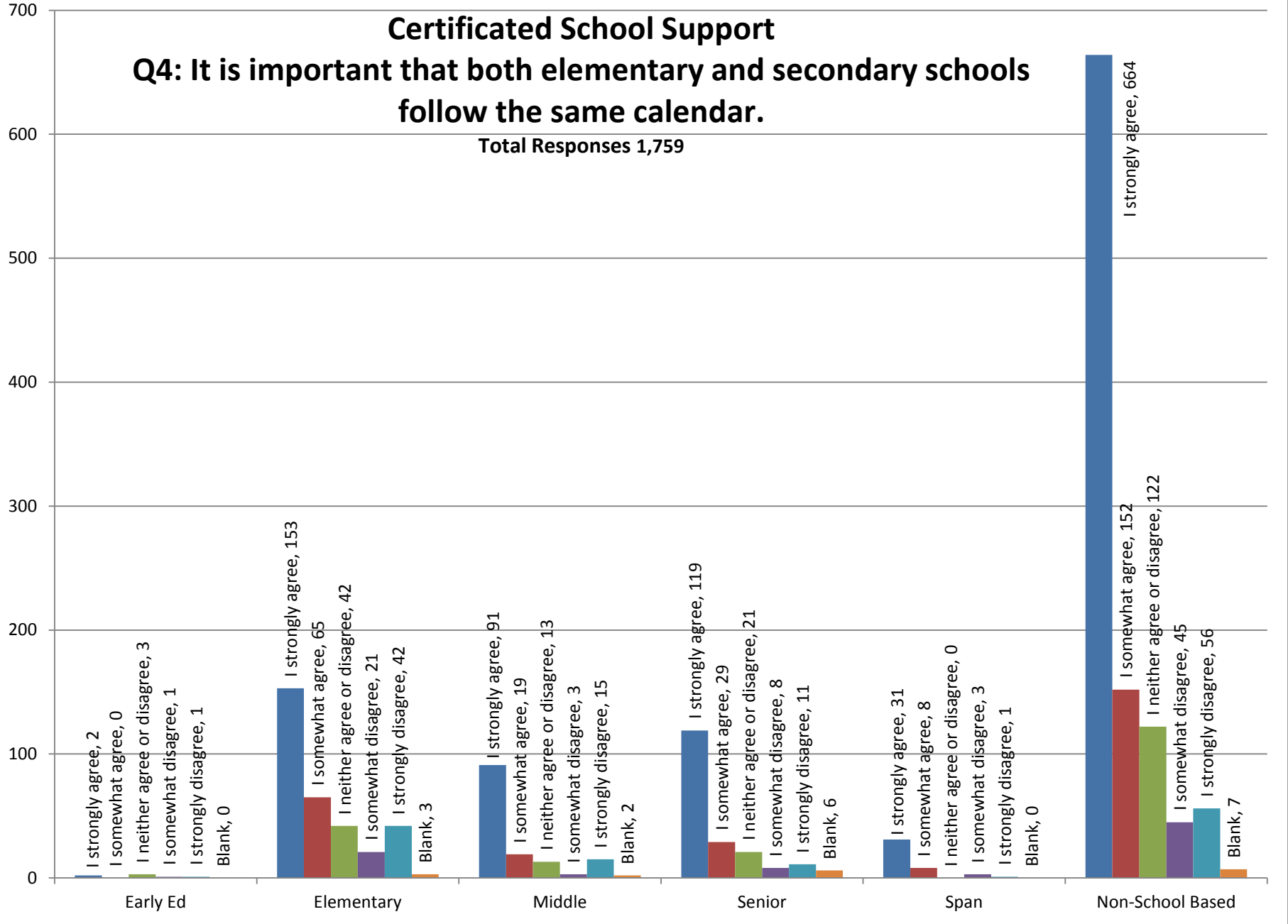
Total Responses 269



# Certificated School Support

## Q4: It is important that both elementary and secondary schools follow the same calendar.

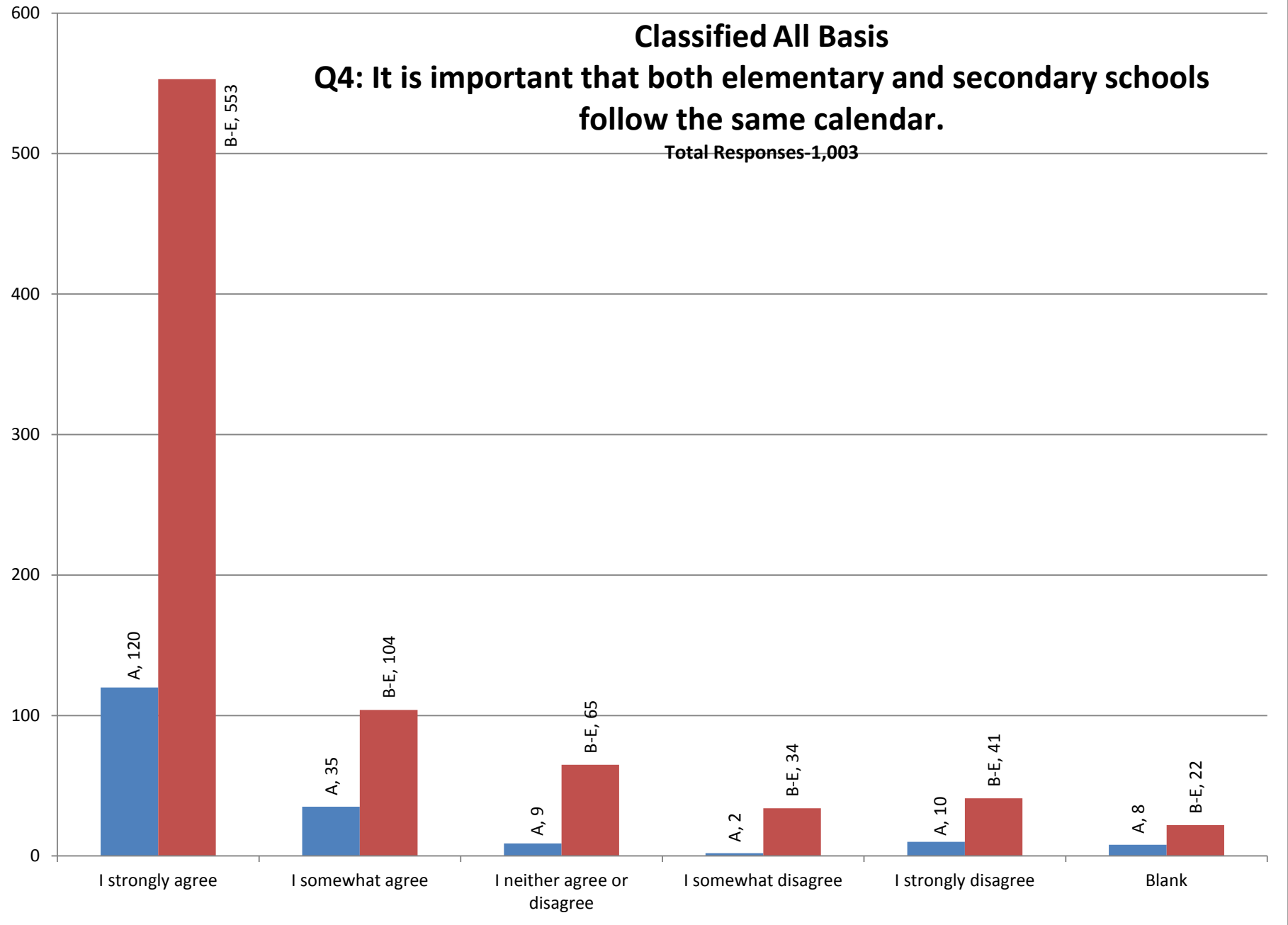
Total Responses 1,759



### Classified All Basis

**Q4: It is important that both elementary and secondary schools follow the same calendar.**

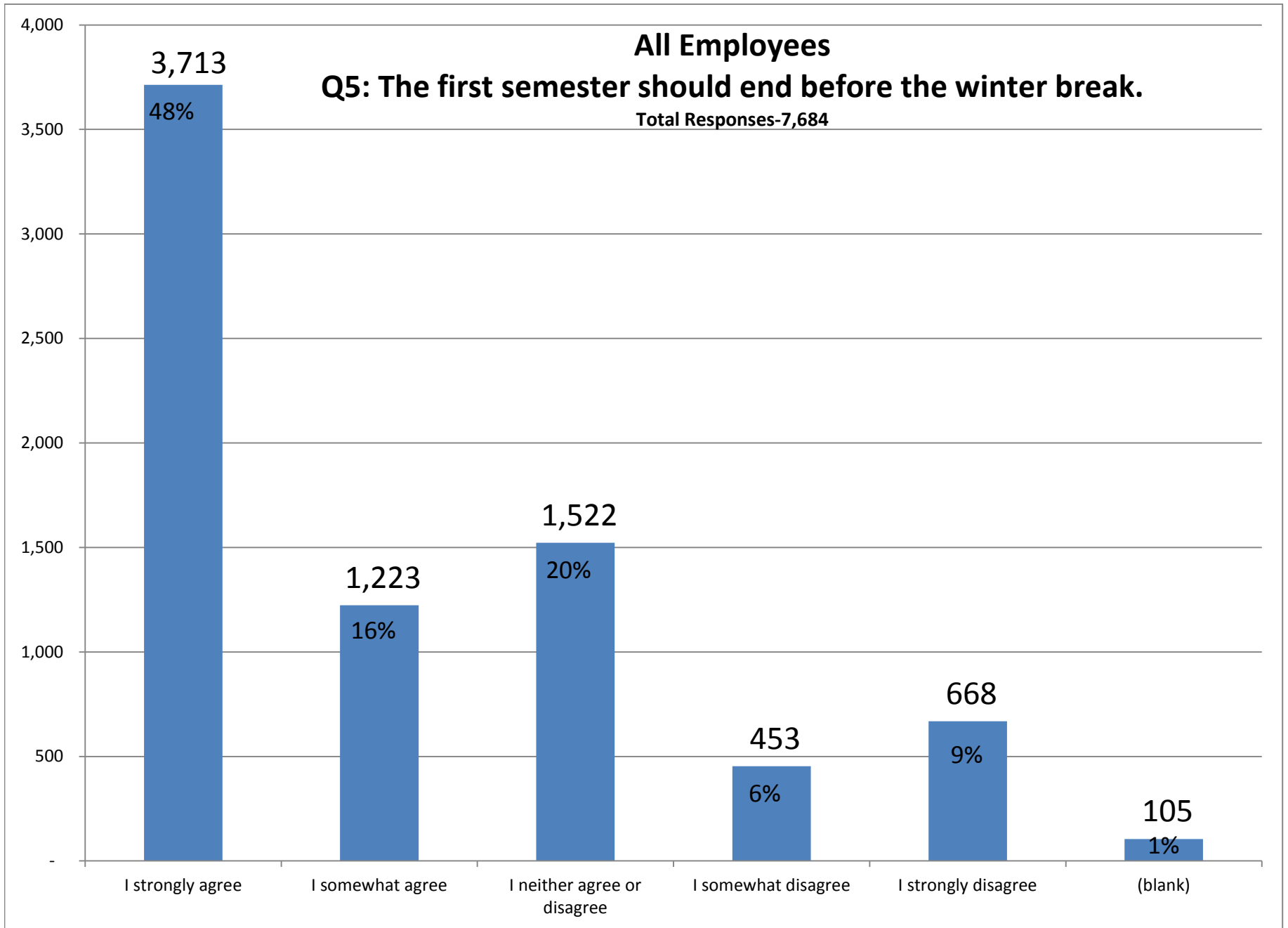
Total Responses-1,003



Question 5: The first semester should end before the winter break.

	Total	Count:						Percentage:					
		Strongly Agree	Somewhat Agree	Neither Agree or Disagree	Somewhat Disagree	Strongly Disagree	Blank	Strongly Agree	Somewhat Agree	Neither Agree or Disagree	Somewhat Disagree	Strongly Disagree	Blank
<b>All Employees</b>	<b>7,684</b>	<b>3,713</b>	<b>1,223</b>	<b>1,522</b>	<b>453</b>	<b>668</b>	<b>105</b>	<b>48%</b>	<b>16%</b>	<b>20%</b>	<b>6%</b>	<b>9%</b>	<b>1%</b>
<b>Certificated Employees</b>	<b>6,681</b>	<b>3,218</b>	<b>1,052</b>	<b>1,337</b>	<b>412</b>	<b>587</b>	<b>75</b>	<b>48%</b>	<b>16%</b>	<b>20%</b>	<b>6%</b>	<b>9%</b>	<b>1%</b>
"A" Basis	83	58	13	7	2	3	0	70%	16%	8%	2%	4%	0%
"B"/"C"/"E" Basis	6,598	3,160	1,039	1,330	410	584	75	48%	16%	20%	6%	9%	1%
<b>Certificated Teachers</b>	<b>4,683</b>	<b>2,203</b>	<b>716</b>	<b>954</b>	<b>304</b>	<b>456</b>	<b>50</b>	<b>47%</b>	<b>15%</b>	<b>20%</b>	<b>6%</b>	<b>10%</b>	<b>1%</b>
Adult Ed	46	25	6	7	3	5	0	54%	13%	15%	7%	11%	0%
Early Ed	9	5	2	2	0	0	0	56%	22%	22%	0%	0%	0%
Elementary	2,677	951	480	730	216	276	24	36%	18%	27%	8%	10%	1%
Middle	765	412	109	105	41	89	9	54%	14%	14%	5%	12%	1%
Senior	963	675	95	82	30	67	14	70%	10%	9%	3%	7%	1%
Span	223	135	24	28	14	19	3	61%	11%	13%	6%	9%	1%
<b>Certificated Administrators</b>	<b>239</b>	<b>148</b>	<b>31</b>	<b>28</b>	<b>12</b>	<b>13</b>	<b>7</b>	<b>62%</b>	<b>13%</b>	<b>12%</b>	<b>5%</b>	<b>5%</b>	<b>3%</b>
Adult Ed	6	5	0	0	1	0	0	83%	0%	0%	17%	0%	0%
Early Ed	4	0	1	2	0	1	0	0%	25%	50%	0%	25%	0%
Elementary	104	52	18	18	8	6	2	50%	17%	17%	8%	6%	2%
Middle	43	29	4	5	1	1	3	67%	9%	12%	2%	2%	7%
Senior	71	55	7	2	1	4	2	77%	10%	3%	1%	6%	3%
Span	11	7	1	1	1	1	0	64%	9%	9%	9%	9%	0%
<b>Certificated School-Based Support</b>	<b>1,759</b>	<b>867</b>	<b>305</b>	<b>355</b>	<b>96</b>	<b>118</b>	<b>18</b>	<b>49%</b>	<b>17%</b>	<b>20%</b>	<b>5%</b>	<b>7%</b>	<b>1%</b>
Early Ed	7	2	2	1	0	2	0	29%	29%	14%	0%	29%	0%
Elementary	326	142	71	72	21	17	3	44%	22%	22%	6%	5%	1%
Middle	143	88	23	16	3	11	2	62%	16%	11%	2%	8%	1%
Senior	194	119	21	22	12	14	6	61%	11%	11%	6%	7%	3%
Span	43	27	4	10	0	2	0	63%	9%	23%	0%	5%	0%
Non-School Based	1,046	489	184	234	60	72	7	47%	18%	22%	6%	7%	1%
<b>Classified Employees</b>	<b>1,003</b>	<b>495</b>	<b>171</b>	<b>185</b>	<b>41</b>	<b>81</b>	<b>30</b>	<b>49%</b>	<b>17%</b>	<b>18%</b>	<b>4%</b>	<b>8%</b>	<b>3%</b>
"A" Basis	184	90	39	33	7	7	8	49%	21%	18%	4%	4%	4%
"B"/"C"/"E" Basis	819	405	132	152	34	74	22	49%	16%	19%	4%	9%	3%

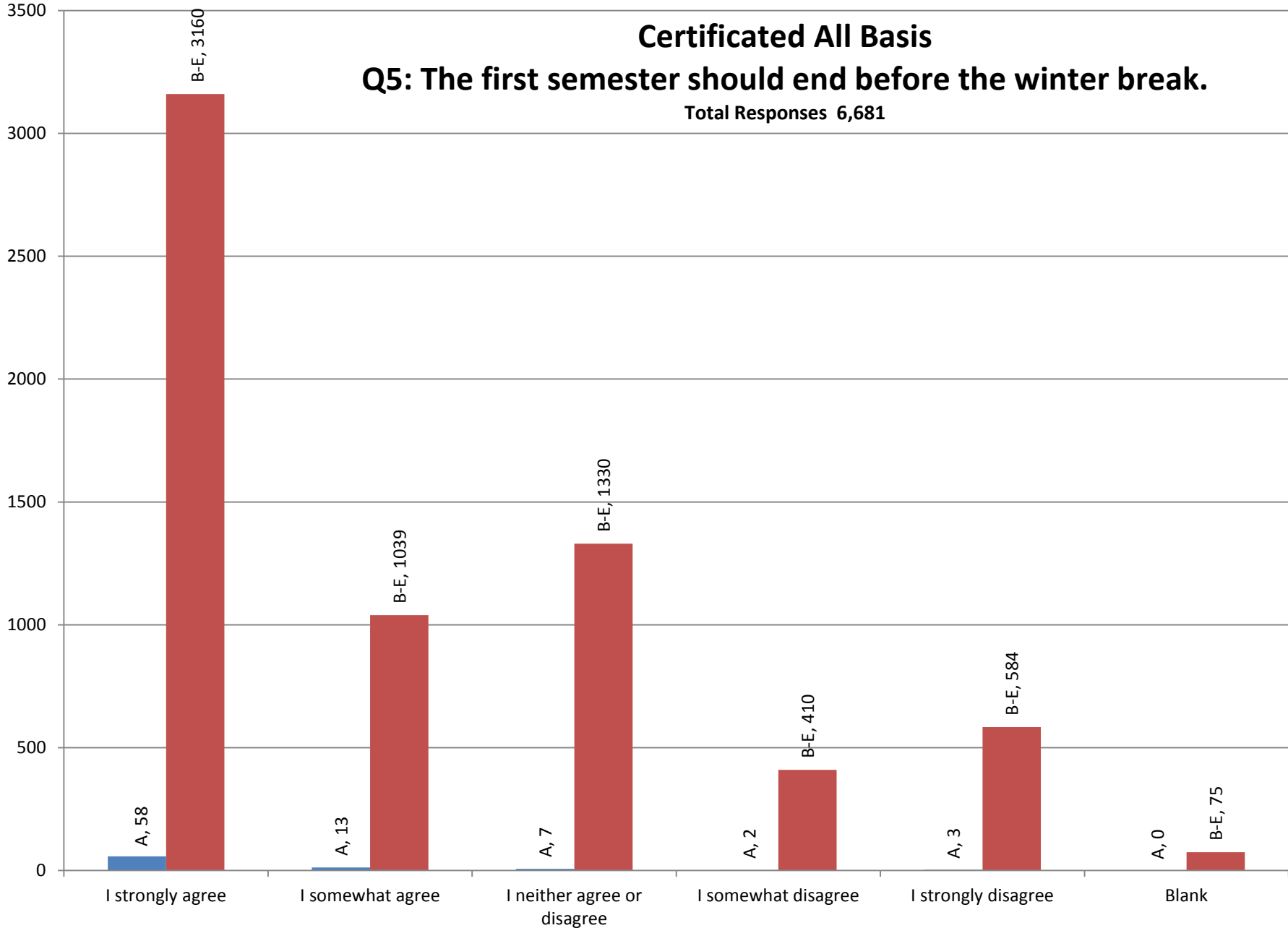
Percentages are rounded to the nearest whole number and may not add up to 100%.



# Certificated All Basis

## Q5: The first semester should end before the winter break.

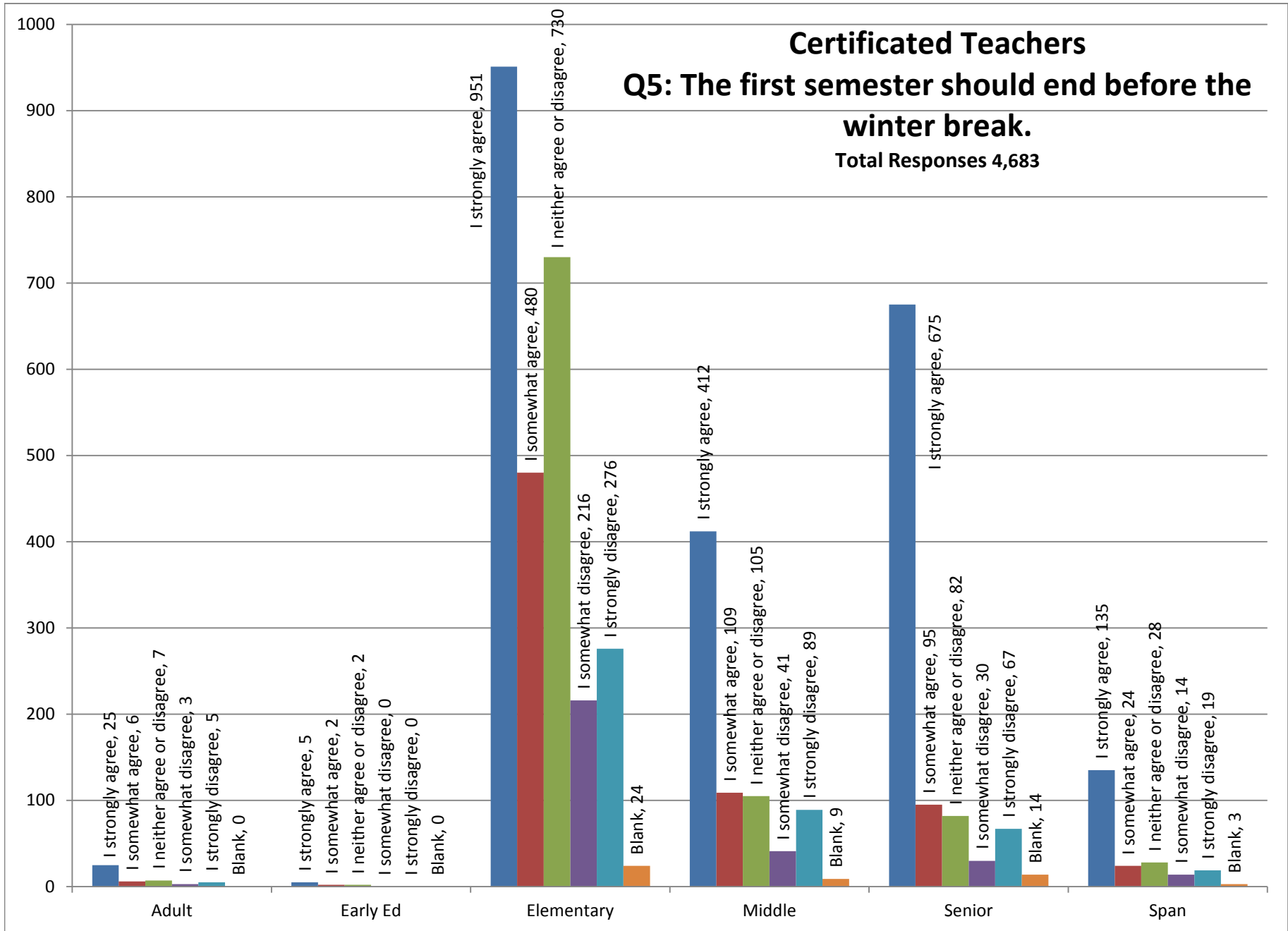
Total Responses 6,681



## Certificated Teachers

### Q5: The first semester should end before the winter break.

Total Responses 4,683

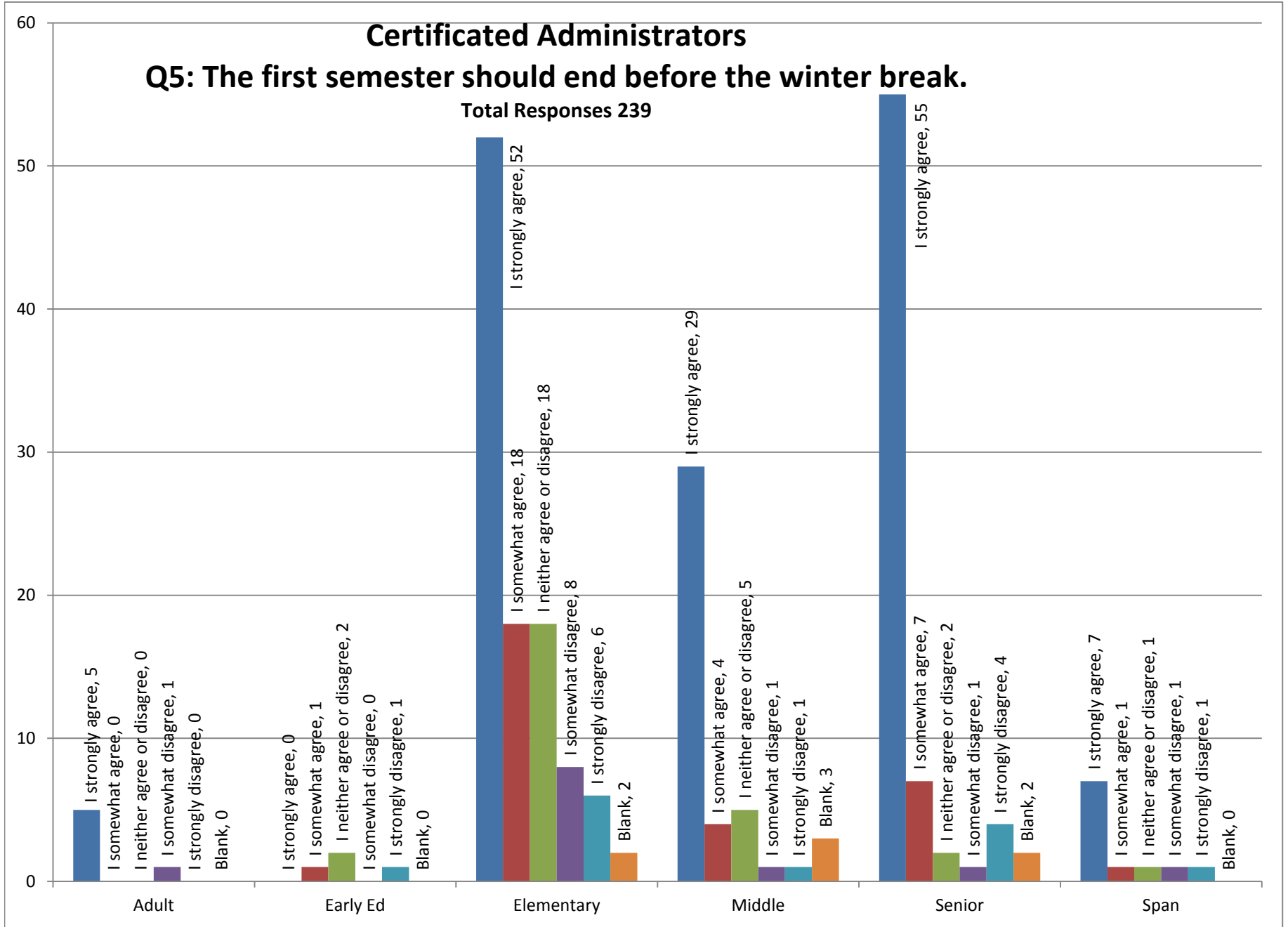




## Certificated Administrators

### Q5: The first semester should end before the winter break.

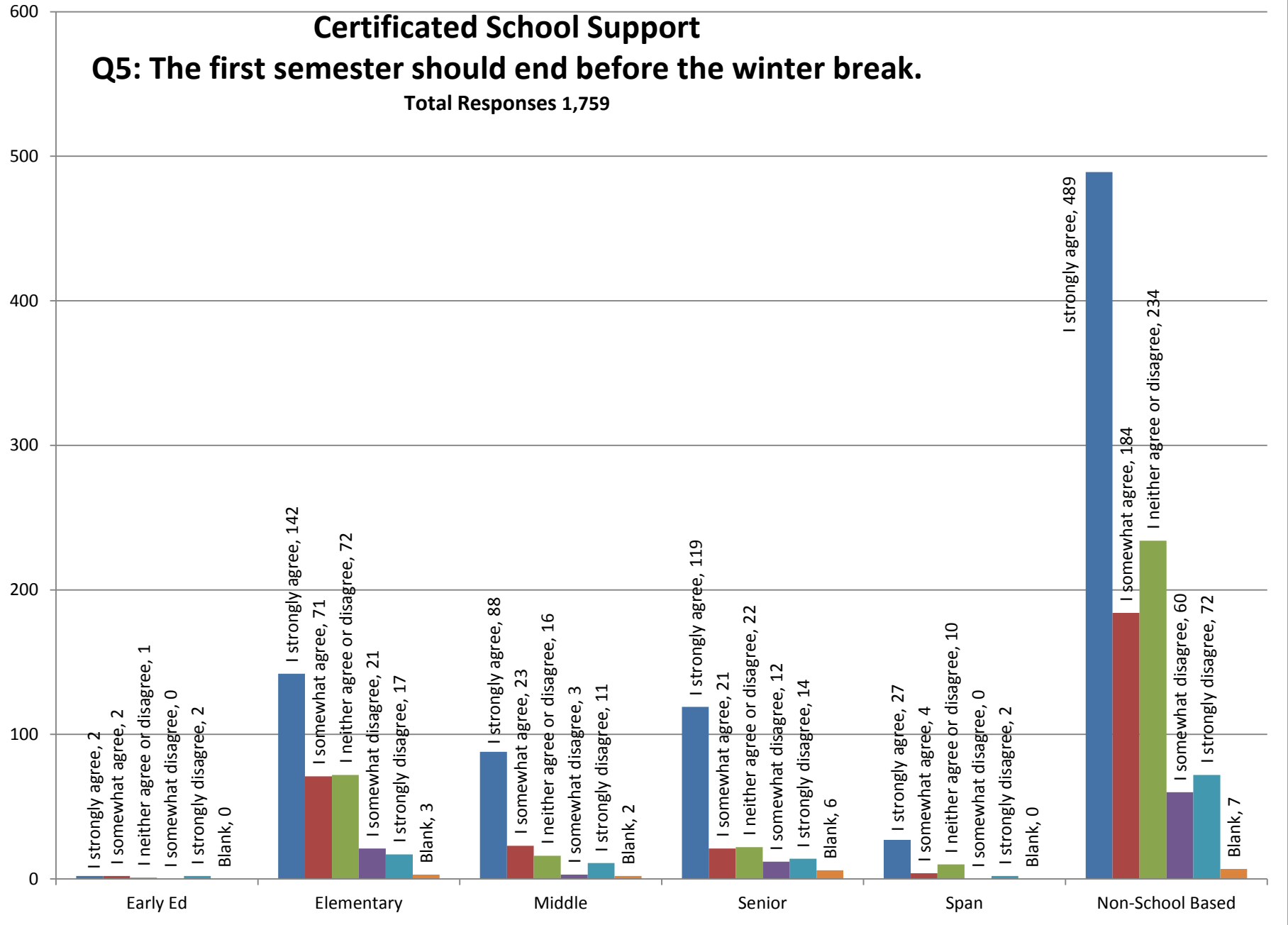
Total Responses 239



## Certificated School Support

Q5: The first semester should end before the winter break.

Total Responses 1,759



## Classified All Basis

### Q5: The first semester should end before the winter break.

Total Responses-1,003

