

COLLEGE BOOK FOR




JUNIORS

CLASS OF 2024 |



Watch your social media posts, college admission representatives are!



Your social media presence can affect your college admissions as more schools are reviewing prospective students' social media posts. Avoid being denied admission, or worse, having your acceptance rescinded. Inappropriate social media posts can be the reason for this. Ask yourself the following questions:

- When others look me up online, what do they see?
- What impression would they have of me after looking at my profile online?
- Am I easy to find?
- What is my overall online presence – polished or questionable?

Remember that when applying to college, it is vital for you to show your best, authentic self in both your college application and online. Below are some tips to help you manage your digital presence according to The Princeton Review:

- 1** Watch the name - Keep it simple and professional.
- 2** Check your privacy settings - Monitor your privacy settings so that you know who can look you up, see your wall, tag you in pictures, and more.
- 3** Curate your online photo libraries - Any sort of illegal or objectionable behavior deserves a delete!
- 4** Google yourself - Search for your name on Google - you might be surprised what shows up on the first few pages. While you can not always delete the results, you can be proactive about what you post online.

Keep in mind that social media posts should be kept positive and professional.



COVID 19 ADMISSIONS UPDATE

UC

"UC will not consider SAT or ACT test scores when making admissions decisions or awarding scholarships. If you choose to submit test scores as part of your application, they may be used as an alternative method of fulfilling minimum requirements for eligibility or for course placement after you enroll."

Check for Updates here:

<https://www.universityofcalifornia.edu/coronavirus>

COVID 19 questions? Visit

<https://www.universityofcalifornia.edu/coronavirus>

CSU

The California State University (CSU) no longer uses ACT/SAT examinations in determining admission eligibility for all CSU campuses effective March 2022. First-time freshmen must meet the following eligibility requirements: be a high school graduate or equivalent; complete the 15-unit comprehensive "a-g" pattern of college preparatory courses; and earn a qualifying "a-g" grade point average (GPA) as described here.

Check for Updates here:

<https://www.calstate.edu/apply/freshman/Pages/firsttime-freshman-guidance.aspx>

COVID 19 questions? Visit

<https://www2.calstate.edu/coronavirus>

Private University

Each private university will have its own admissions requirements. Make sure you visit the school's website to keep up to date on the testing policy.

TABLE OF CONTENTS

SECTION

1

WHAT IS THIS BOOK?

Welcome Class of 2024.....	4
Being On Track for Graduation	5
Graduation Requirements	6
Monthly Planner	8
Using Naviance	10

SECTION

2

LET YOURSELF SHINE!

How to Become a Competitive Applicant.....	12
Exploring Your Personality	13
What are Your Strengths?.....	14
What is the PSAT?.....	15
Linking Your PSAT to Khan Academy.....	16
What are the ACT and SAT?.....	20
Advanced Placement and Concurrent Enrollment	22
The Early Assessment Program (EAP)	23

SECTION

3

WHERE DO I FIT IN?

FindingYour College.....	24
Your Best "Fit"	24
Other "Fits" to Consider	27
What is Your Academic Profile	28
Naviance Connection-SuperMatch College Search.....	28
College Preferences Checklist	29
Your College List.....	30
College Rep Visits	31
Visiting Colleges	32
Building Your Resume	33
Highlighting Your Accomplishments.....	36

SECTION

4

UNDERSTANDING COLLEGE AND UNIVERSITY SYSTEMS

California's Public and Independent Colleges and Universities Map.....	38
CSU, UC and Community Colleges systems	40
Independent Colleges and Universities.....	42
National Collegiate Athletic Association (NCAA)	43
United States Service Academies.....	44
Take a Moment-Reflect	45

SECTION

5

HOW DO I AFFORD COLLEGE?

Sticker Price vs. Net Price.....	46
Types of Financial Aid	47
Financial Aid Facts	48
Financial Aid for California Students.....	49
Other Types of State Aid.....	51
In-State Tuition Exemptions and AB540	52
Junior Financial Aid "To Do's"	53

SECTION

6

SNEAK PEEK...SENIOR YEAR

Applying to College	54
Where to Apply	55
College Application Questions You Need to Answer / PIQs	56
Common App Essay Prompts	58
Matching Your Common App and Naviance Accounts	60
Summer "To Dos"	61

WHAT IS THIS BOOK?

Every 11th grader who's gone on to college has had similar questions at one point or another: Is college for me? How do I apply? What about the money?

To help in your journey, this Handbook has been created just for you. You'll find information on how to make the year count - for academics, extracurriculars, and postsecondary preparation.

This is a key year when you will be planning for college by taking college entrance exams, researching colleges, creating your college list and learning about financial aid.

Although the college application process begins in earnest in Senior Year, there are steps you should take throughout the Junior year to ensure you're a competitive applicant next Fall. Take an honest look at where you are now and talk to your counselor about what colleges you are looking for.

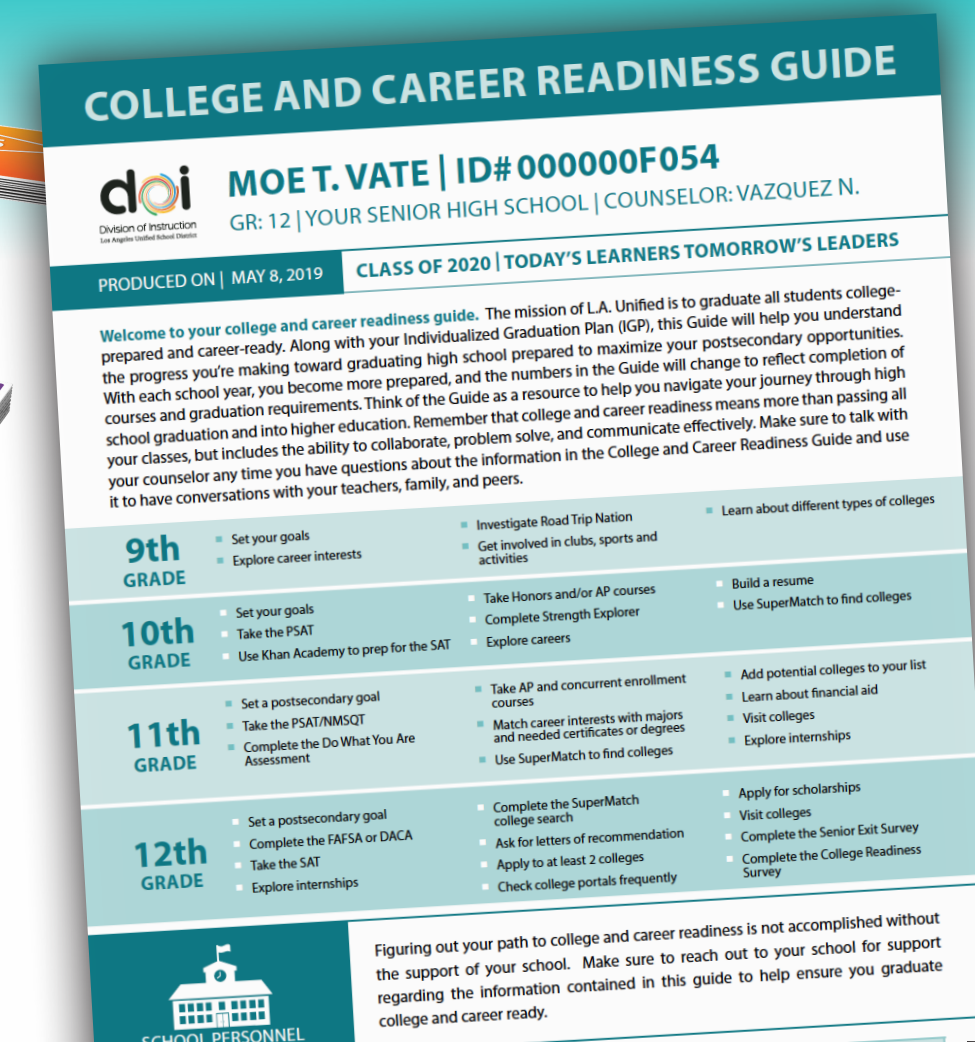
A word about Naviance. Naviance is a web-based College Access application that the District provides free for students and teachers. The goal of Naviance is to provide an in-depth tool for students to begin the process of self-discovery, career research and college matching. Throughout this workbook, you will find references to tasks in Naviance. We hope you will explore them to discover all your options.

Have a happy, productive and inspiring Junior year!

need to graduate from high school. Answer the questions below to determine if you are on the right track for high school graduation.

	"YES"	"NO"
YES	NO	I am taking and passing all the required courses for the state and the District, and completing all the A-G required courses. Note - Earning grades of C or better in A-G required courses will make you eligible for four-year colleges (see pages 6 and 7).
YES	NO	I am completing the mandatory requirement of submitting my Service Learning Project* .
YES	NO	I have selected my career pathway* .
YES	NO	I am on track to meet the 210 credits needed to graduate.
YES	NO	I am completing the health and physical education courses needed.

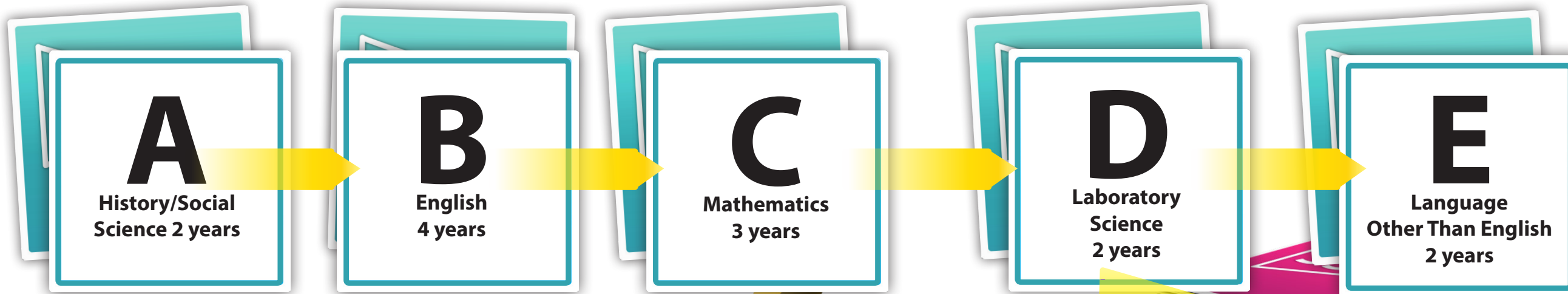
If you answered NO to any of the above questions, [see your counselor*](#) to make sure you get back on track.



The District has a new College & Career Readiness Guide - personalized to your progress. It allows you to track your completion of required courses, your performance on standardized tests and college entrance exams. It is available on the LAUSD app, or from your counselor.

LA UNIFIED A-G REQUIREMENTS

The following required courses must be completed with a “C” or better in order to be considered for enrollment in the University of California or California State University systems:



Other Graduation Requirements

- Principles of American Democracy 1 semester
- Economics 1 semester
- Physical Education 2 years
- Health 1 semester
- Total Numerical Credits 210

Non-Course Requirements

- Service Learning
- Career Pathway



To verify your **A-G Requirements** status, ask your school-site counselor for a copy of your **College and Career Readiness Guide**.

COLLEGE AND CAREER READINESS GUIDE

doi MOET.VATE | ID# 000000F054
GR: 12 | YOUR SENIOR HIGH SCHOOL | COUNSELOR: VAZQUEZ N.

PRODUCED ON | MAY 8, 2019 CLASS OF 2020 | TODAY'S LEARNERS TOMORROW'S LEADERS

Welcome to your college and career readiness guide. The mission of LA Unified is to graduate all students college-prepared and career-ready. Along with your Individualized Graduation Plan (IGP), this Guide will help you understand the progress you're making toward graduating high school prepared to maximize your postsecondary opportunities. With each school year, you become more prepared, and the numbers in the Guide will change to reflect completion of courses and graduation requirements. Think of the Guide as a resource to help you navigate your journey through high school graduation and into higher education. Remember that college and career readiness means more than passing all your classes, but includes the ability to collaborate, problem solve, and communicate effectively. Make time to talk with your counselor any time you have questions about the information in the College and Career Readiness Guide and use it to have conversations with your teachers, family, and peers.

GRADE	Set your goals	Investigate local job market	Learn about different types of colleges
9th GRADE	Explore career interests	Get involved in clubs, sports and activities	
10th GRADE	Take the PSAT	Take honors and/or AP classes	Build a resume
11th GRADE	Take the PSAT/ACT	Complete Strength Engineer	Use SuperMatch to find colleges
12th GRADE	Take the SAT	Apply for scholarships	Visit colleges

Figuring out your path to college and career readiness is not accomplished without the support of your school. Make sure to reach out to your school for support regarding the information contained in this guide to help ensure you graduate college and career ready.

SCHOOL PERSONNEL	PRINCIPAL	ADDRESS	EMAIL	PHONE NUMBER

LA Unified | MOET.VATE | 1

MONTHLY PLANNER
TRACK YOUR "TO DO'S" HERE



AUGUST



• Meet with your counselor to make sure you are enrolled in all the right classes

• _____
• _____

SEPTEMBER



• Talk to your counselor about planning to take the PSAT/NMSQT when it is offered

• _____
• _____

OCTOBER



• Start researching your college options- Naviance has many tools to help

• _____
• _____

NOVEMBER



• Visit the US Department of Education's Net Price Calculator at <https://collegecost.ed.gov/net-price> to help you estimate the cost of attendance

• _____
• _____

DECEMBER



• Talk to your counselor about taking the SAT exams in the spring

• _____
• _____

JANUARY



• Start researching summer programs- many have early deadlines

• _____
• _____

FEBRUARY



• Consider taking the ACT

• _____
• _____

MARCH



• With your family, make an appointment to discuss your College and Career Readiness Guide with your counselor

• _____
• _____

APRIL



• Take the In-School SAT at your high school (some schools may offer it in March)

• _____
• _____

MAY



• Finalize your summer plans - volunteer, take a class, accept a job

• _____
• _____

JUNE



• Visit potential colleges- either online or in person. You can learn a lot from a college's website

• _____
• _____

JULY



• Get your FSA ID- you will need this before you can fill out the FAFSA: <https://fsaid.ed.gov/npas/index.htm>



• _____
• _____

AUGUST



• Check out the UC application. It opens on August 1st <https://admission.universityofcalifornia.edu/how-to-apply/applying-as-a-freshman/>

• _____
• _____



USING NAVIANCE

When thinking about your plans after high school, your first stop should be Naviance. This platform is where you can find college planning and career assessment tools, identify your potential college options and manage your college applications. By completing the grade-level tasks, you should be on your way to a great start to self-discovery.


JUNIOR YEAR TASK CHECKLIST:

- Complete **Build Your Resume**
- Complete **Do What You Are** Assessment
- Create a **Post-Secondary Goal**
- Complete **SuperMatch College Search**
- Add one college to your **Prospective List**

HOW LAUSD STUDENTS LOGIN TO NAVIANCE

Option A

1. Go to the webpage for the Division of Instruction Guiding Postsecondary Success (GPS) <https://achieve.lausd.net/GPS>




(OR)

Option B

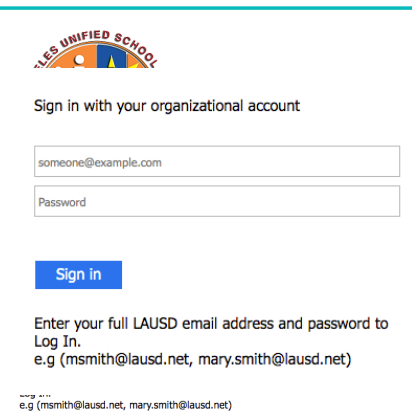
2. Scroll down to the Naviance login links. Select Naviance Student login.



3. On the Clever LA Unified page, select login with Active Directory.



4. Enter your LAUSD Single Sign-On information.



5. After clicking on Next, you will be on the Naviance Student landing page.

6. To sign in without using the link, go to <http://bit.ly/naviancelogin-s>.

LET YOURSELF SHINE

HOW TO BECOME A COMPETITIVE APPLICANT

No matter your college goal, going above and beyond the minimum will always be rewarded. To make sure you spend your junior year making your resume shine, check out the following tips:

COLLEGE GOALS!

Take Challenging classes

- Take Honors, AP or IB courses
- Explore a 4th year of math & science
- Enroll in dual enrollment college classes

Engage in Extra-curricular Activities

- Stand out from the crowd
- Develop leadership skills
- Extend learning and networking
- Pursue your passions

Raise Your GPA

- Impacts college & financial aid eligibility
- Biggest factor in college acceptance
- Retake D or Fail to increase GPA

Explore Colleges and Careers

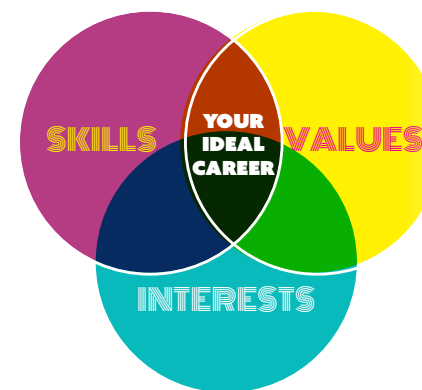
- Complete *Do What You Are* in Naviance
- Attend college and career fairs
- Visit colleges in person or virtually
- Start a list of colleges or career trainings

Practice Testing

- Link PSAT scores and practice on Khan Academy
- Take ACT-SAT second semester
- Participate in SAT School Day
- Retake exams to improve scores


EXPLORING YOUR PERSONALITY

In this section, you will log in to Naviance to complete the *Do What You Are* activity. This short quiz will provide you with important information to help you understand how your skills, values and interests can help you discover your ideal career.



YOUR RESULTS WILL HELP YOU:

- Learn about careers matched to you
- Understand your personal strengths and discover blind spots
- Decode your *Preferred Learning Style* and *Interpersonal Negotiating Style*



Naviance | Student
Home Colleges Careers About Me My Planner

Quick Links

INTERESTING THINGS ABOUT ME

- Resume
- Game plan
- Documents
- Journal
- Survey history

OFFICIAL THINGS

- Profile
- Inbox
- Account
- Test scores

SURVEYS

Do What You Are

Intro
Take Assessment
STEP 3

View Results

Completed on Oct 28, 2019

Your personality type is: ISTJ

Introverts prefer to:

- focus their attention inward
- consider things fully before responding
- concentrate on one project at a time
- work at a careful but steady pace

Judgers prefer to:

- make many decisions as part of their work
- work in a predictable environment
- complete their responsibilities before relaxing
- maintain control over projects

Sensors prefer to:

- focus on "what is" rather than "what could be"
- work with real things rather than ideas
- apply past experience to solving problems
- receive specific and realistic directions

Thinkers prefer to:

- analyze problems logically
- weigh pros and cons, and make decisions objectively
- be tough negotiators
- be motivated by achievement

People like you are quiet, serious, and conscientious. You typically think before you speak, and are pretty cautious about jumping into new experiences. Since you are so private, you rarely share your feelings or reactions with people you don't know well. You need a good deal of time alone and while you enjoy the company of a small group of close friends, you are rarely the one to initiate getting together. You are also selective about your interests, usually preferring to study things in depth or participate in physical or hands-on activities. You are careful with facts, money, and possessions, and you may have an excellent memory for details. Practical and realistic, people describe you as matter-of-fact, polite, and responsible.

WHAT ARE YOUR STRENGTHS?

Complete the following after doing the assessment and reviewing your full **Do What You Are** report. The report can be found at the bottom of your personality type results.

How accurately did the Personality Profile describe you? (Circle one)

- Not Accurately Somewhat Accurately Very Accurately

Your personality type code is

--	--	--	--

List 3 strengths that you agree with from your overview report:

1	
2	
3	

List 3 blind spots that you agree with from your overview report:

1	
2	
3	

List 3 of **Your Related Careers** by clicking on the **See Related Careers**

Select 1 Skill or Knowledge

Wages

1			
2			
3			

List 3 of **Your Related Majors**

1	
2	
3	

WHAT IS THE PSAT?

While the PSAT test is not required by colleges, it is the Pre-SAT and offers you the chance to practice.

What was your 10th grade score?

The 11th grade test is called the PSAT/NMSQT, and is co-sponsored by the National Merit Scholarship Corporation (NMSC). This is an important test as your scores on this test are viewed by many non-profit organizations for scholarship consideration.

Talk to your counselor about registering and practicing!

YOUR SCORE TODAY

Your Total Score

960 | 320 to 1520

You are in the **51st** percentile

You scored equal to or higher than 51% of students

Your Evidence-Based Reading and Writing Score

430 | 160 to 760

You are in the **31st** percentile

Your Math Score

530 | 160 to 760

You are in the **69th** percentile

Your Test Scores*

Reading **23** | 8 to 38

Math **26.5** | 8 to 38

Writing and Language **20** | 8 to 38

+130 pts

Students with scores like yours increased their performance from the PSAT/NMSQT® to the SAT® by 130 points after 10 or more hours of personalized practice on Khan Academy®.

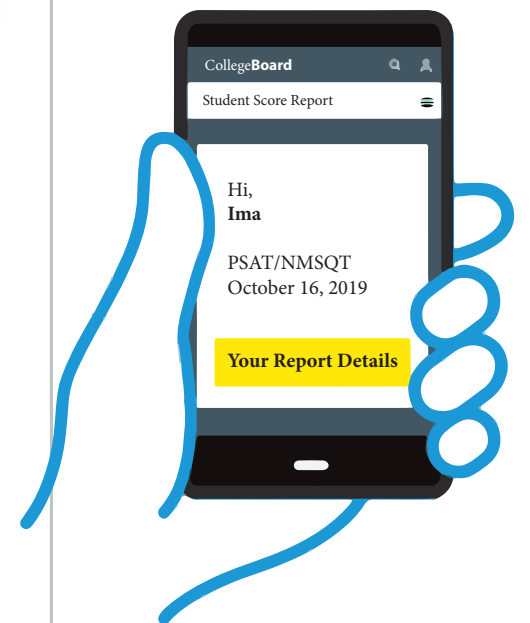
psat.org/myscore

Go online for your full report

Ima, this was your score when you took the test; it is not a measure of how far you can grow!

Your Report Details

© 2019 College Board. College Board, AP, SAT, and the acorn logo are registered trademarks of the College Board. BigFuture is a trademark owned by the College Board. PSAT/NMSQT is a registered trademark of the College Board and National Merit Scholarship Corporation. National Merit and the acorn logo are trademarks of the National Merit Scholarship Corporation. All other marks are the property of their respective owners. Visit the College Board on the web: collegeboard.org. You can also visit National Merit Scholarship Corporation at www.nationalmerit.org. Khan Academy is a registered trademark in the United States and other jurisdictions.

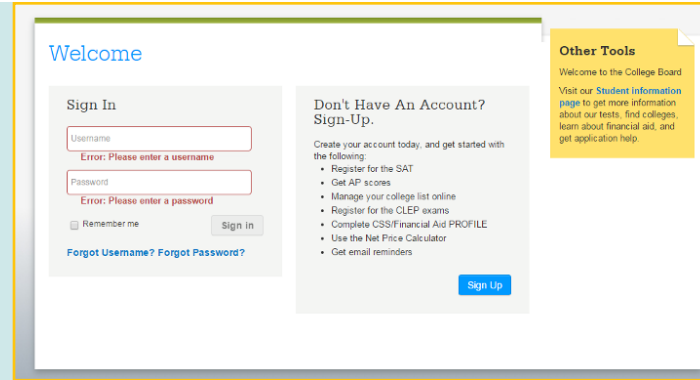


LINKING YOUR PSAT TO KHAN ACADEMY

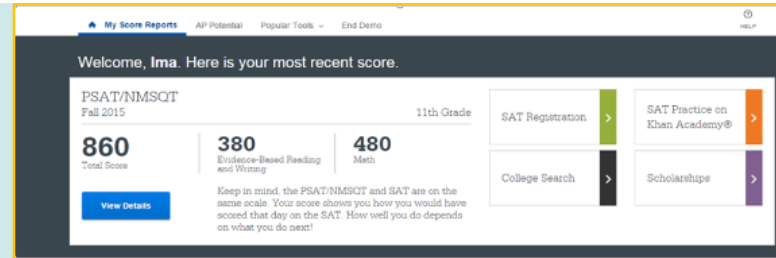
Once logged in, you will see your College Board Dashboard.
(dashboards may vary based on PSAT 8/9, PSAT 10th, 11th PSAT/NMSQT, and SAT)

STARTING WITH YOUR COLLEGE BOARD ACCOUNT FIRST

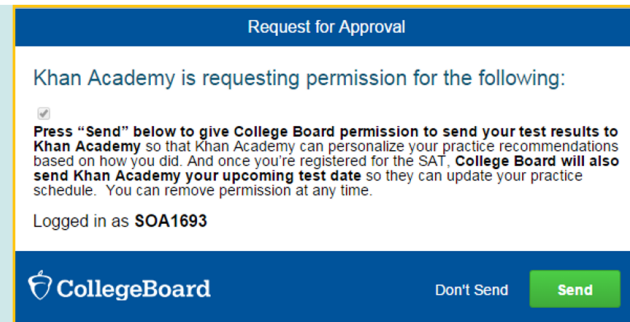
- 1 You can sign in to your existing College Board Account or create one here:
<http://www.collegeboard.org>
(If you have not taken an assessment, go directly to: satpractice.org.)



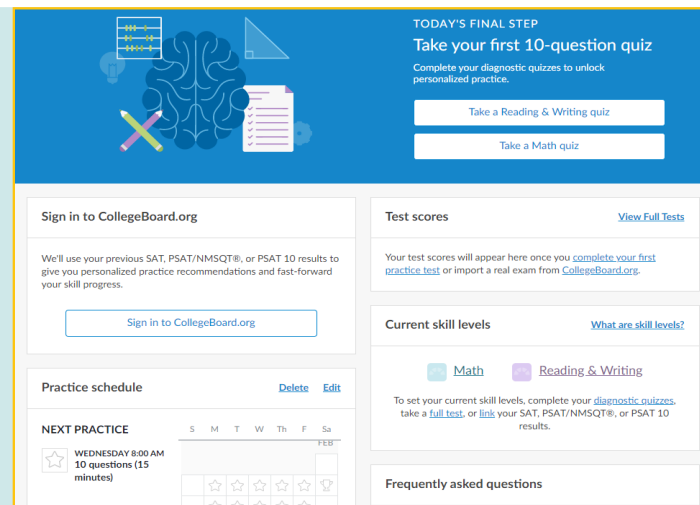
- 2 Once logged in to College Board, you will be able to link to Khan Academy by clicking on the SAT Practice on Khan Academy Icon!



- 3 When prompted, you will be able to link your accounts by clicking **Send!**

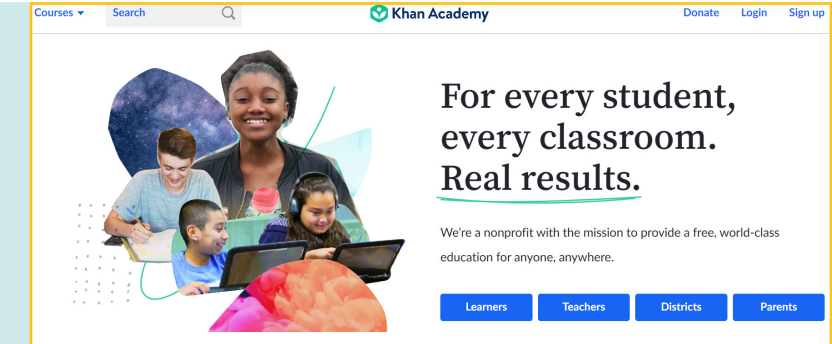


- 4 Once the scores are linked, you can begin to practice your skills immediately using your personalized learning roadmap!

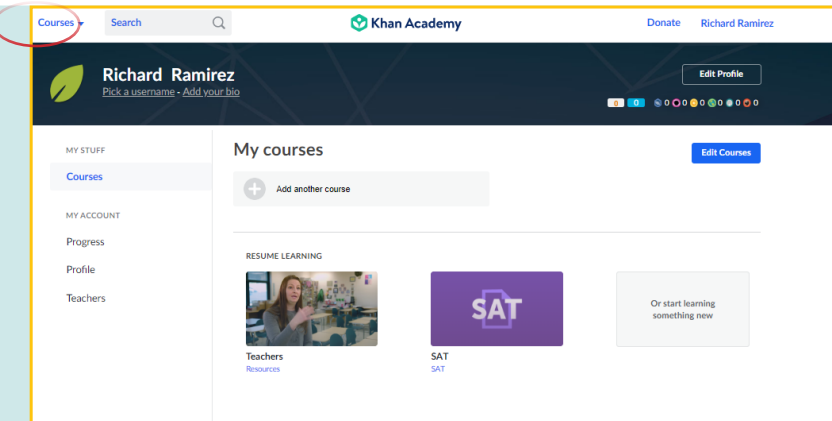


STARTING WITH YOUR KHAN ACADEMY ACCOUNT FIRST:

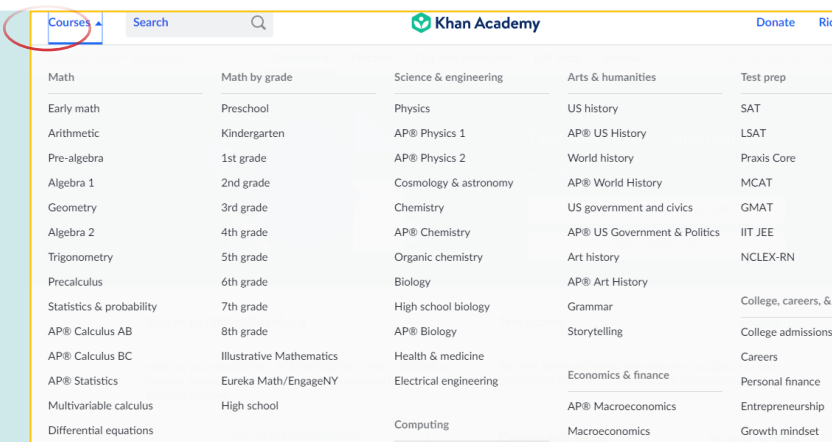
- 1 You can log in to Khan Academy using school email, gmail, Clever, etc...



- 2 Once logged in, navigate to the subjects tab on the top left.



- 3 Then, you should click on SAT under the Test Prep link.



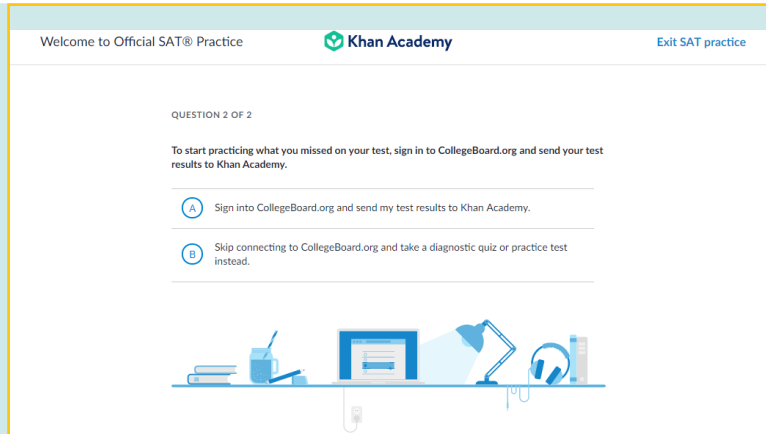
Linking your accounts will further personalize your practice: the practice recommendations on Khan Academy will be based on your PSAT/NMSQT results.

All future scores from the SAT, PSAT/NMSQT, PSAT 10 and PSAT 8/9 will also be sent to help customize your practice and recommendations on Khan Academy.

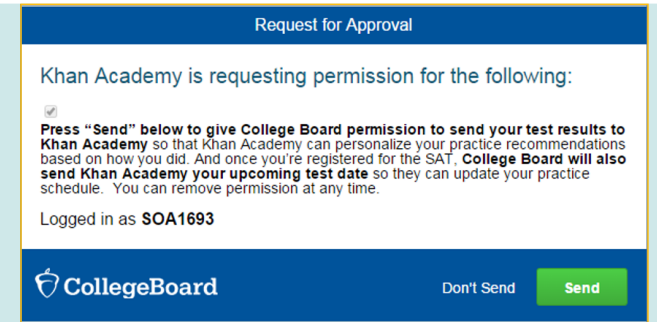
You will be able to jump right into practice without having to take any additional diagnostic quizzes or practice tests.

4

You will be asked two questions:
1. Zip Code
2. PSAT Taken
Choose A to link accounts from PSAT
Choose B for Diagnostic Quizzes (No PSAT)

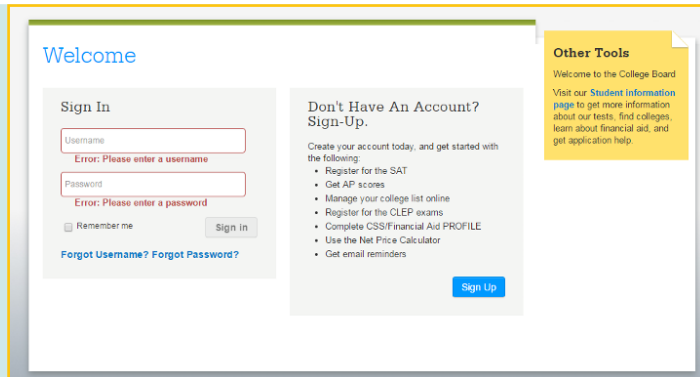


7 When prompted, link your scores by clicking the **Send** button.

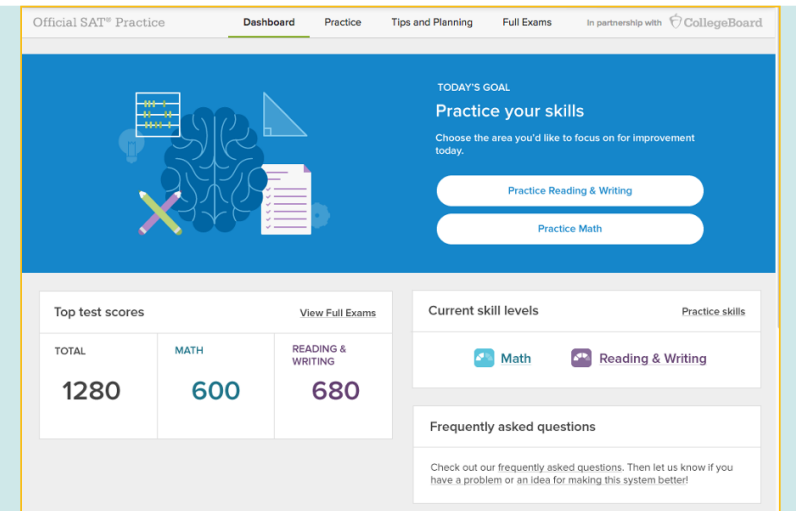


5

Now, you can sign in to your existing College Board account.


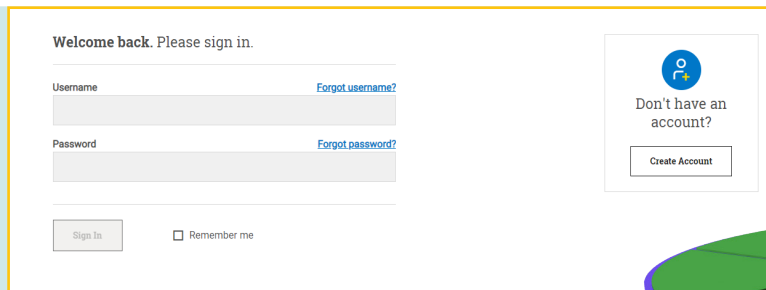


8 Once the scores are linked, you can begin to practice your skills immediately using your personalized learning roadmap!



6

Create a College Board account if you do not have one.



WHAT ARE THE ACT AND SAT?

WHY TEST?

Besides your grades, many colleges will also require you to submit scores from one of the two national college entrance exams: the ACT or the SAT. Most colleges today rely on multiple measures to help them figure out how students qualify for college admissions.

While taking multiple tests might seem overwhelming, remember that practice helps. Taking the ACT and SAT multiple times can help you become more comfortable with the format. Combined with some test prep, you can help increase your scores and make yourself more competitive.

IMPORTANT DATES AND REMINDERS FOR HIGH SCHOOL STUDENTS

SAT | www.collegeboard.org

To make sure you get the most up-to-date SAT test information, please visit the College Board site directly. You can also check with your counselor.

ACT | www.act.org

To make sure you get the most up-to-date ACT test information, please visit the site directly. You can also check with your counselor.

When signing up . . .

- Seriously consider signing up for the SAT. Many colleges recommend or require it (see page 1 for updates).
- Decide if you want to complete the Student Search Service, which helps you connect with nearly 1,900 eligible colleges, universities, scholarships and other educational programs that are looking for students like you. This isn't required, but it is worth it if you want colleges and scholarship organizations to find you.

Your counselor can help you sign up! You should also know that L.A. Unified will pay for all 11th graders to take the SAT during the school day in the Spring semester.

In Spring 2023, all LAUSD Juniors have the opportunity to take the SAT, for FREE, during the school day. Check with your school for more information and to find out what date you can test.

Your Local District
SAT School Day Administration

DATE:



On test day, bring:

- printed admission ticket required for entry to the test center
- acceptable photo ID
- No. 2 pencils with soft erasers - mechanical pencils or pens are not allowed;
- an acceptable calculator for math section (check the ACT and SAT websites for details on what type of calculator is allowed).

Using phones, smartwatches and certain other electronic devices is prohibited in test centers. Staff at your test center may collect devices.

WHAT IS THE DIFFERENCE?

Students are increasingly taking both the ACT and SAT. To answer which one you will do better on, we recommend taking both the ACT and SAT at least once in 11th grade. There are key differences that might mean one test score is better than the other.

What's the same?			
SAT	<ul style="list-style-type: none"> • No penalties for guessing • Curriculum focused content • Score choice 	ACT	
What's Different?			
	ACT		
	TIMING & SCORING		
	SAT		
Overall Time	3 hours	Overall Time	2 hours 55 minutes
Reading	65 minutes	Reading	35 Minutes
Writing	35 minutes	English	45 Minutes
Math (No Calculator)	25 minutes	Math	60 Minutes
Math (Calculator)	55 minutes	Science	35 Minutes
Total Points 400 -1600		Total Points 1-36	

EXAM TRACKER

Test Date	Test	Registration



ADVANCED PLACEMENT AND CONCURRENT ENROLLMENT

AP Exams are given in high schools in May of each year. These exams are offered to give you opportunities to demonstrate college-level achievement. AP Exams are scored on a scale of 1 - 5. Scores of 3, 4, or 5 on the exams may earn you college credit or exempt you from lower-division courses.

Colleges use the AP scores in different ways. Check with each college you are thinking about applying to, and learn more about their AP exam acceptance policy. See your counselor for more information on specific exams, courses and costs, or visit <https://apstudents.collegeboard.org/>.

MY AP PREPARATION PLAN

CLASS NAME	EXAM DATE	EXAM SCORE

WHAT ARE SOME STEPS YOU ARE TAKING TO PREPARE FOR THE AP EXAMS DURING YOUR JUNIOR YEAR?

WHEN ARE YOU MEETING WITH YOUR TEACHER(S)?

CONCURRENT ENROLLMENT AND CAREER PATHWAYS

You may enroll in community college classes while in high school with the approval of your counselor and parents. These courses can be taken for enrichment, to complete some of the college general education requirements, or to earn a certificate of completion in a career pathway that can lead to employment opportunities. Enrollment is subject to class availability and your high school grades. Contact your counselor regarding the course offerings at your high school as they may vary each semester.

OPPORTUNITIES FOR COURSE RECOVERY

Your school may provide you with a variety of ways to recover credits for courses you failed. You can also improve your a-g standing and overall GPA by improving your grade in courses in which you received a D. These opportunities include:

- summer school classes
- online credit recovery
- adult school courses

To learn more about the requirements for each of these programs visit the Counseling Office.

EARLY ASSESSMENT PROGRAM (EAP)

The Early Assessment Program (EAP) is taken by 11th graders as a part of the SBAC/CAASPP test administered in the Spring. It is designed to provide you with an early signal of your college academic preparation. The CSUs and community colleges use the CAASPP/EAP scores as ONE indicator to place you in the appropriate Freshman general education English and mathematics courses once enrolled.

Your school will provide your results that include your EAP status in mid to late August. Your English and math status is located on the right side of your CAASPP Student Report.

DO YOU KNOW WHAT YOUR EAP STATUS SAYS?

Your CAASPP results will show one of these four areas as your EAP status.

What is your EAP Status?	ENGLISH	MATH	
<p>“READY” (STANDARD EXCEEDED) LEVEL 4</p> <ul style="list-style-type: none"> • You may enroll directly in CSU college-level GE English and math courses. • You are exempt from participation in the CSU Early Start Program. 	<p>“CONDITIONALLY READY” (STANDARD MET) LEVEL 3</p> <ul style="list-style-type: none"> • You must take an approved senior year-long English and/or math course and pass it with a C or better in both semesters. • Passing the approved course with a C or better exempts you from participating in the CSU Early Start Program. 	<p>“NOT YET READY” (STANDARD NEARLY MET) LEVEL 2</p> <ul style="list-style-type: none"> • May be required to participate in the CSU Early Start Program unless you meet the other CSU Early Start Program exemptions. 	<p>“NOT READY” (STANDARD NOT MET) LEVEL 1</p> <ul style="list-style-type: none"> • May be required to participate in the CSU Early Start Program unless you meet the other CSU Early Start Program exemptions.

IF NOT READY, WHAT IS YOUR PLAN TO GET READY FOR COLLEGE-LEVEL COURSES DURING YOUR SENIOR YEAR?

To ensure colleges see your scores, you need to authorize the release of your Smarter Balanced Summative Assessment results for both ELA and math to the CSU and/or CCC systems. You indicate your authorization to release scores on the CAASPP itself. If you release your scores during the testing period, you will be able to view your results online at <http://csustudentsuccess.org>.

You will need to release your results for both ELA and math separately.

WHERE DO I FIT IN?

FINDING YOUR COLLEGE

Building a college list can be an overwhelming prospect and can require hours of research. You are probably starting to use Naviance to learn more about your choices, talking to family and friends about options, and visiting campuses either in person or online.

We know you are spending time looking to see what colleges want from YOU, both academically and financially. But have you considered what YOU want from a college? You should spend time thinking about how a school "fits" you, because students are more likely to complete college if they attend a school that fits their social, academic and financial needs.

YOUR BEST "FIT"

Let's talk about finding your right "fit," using a sweatshirt as an example.

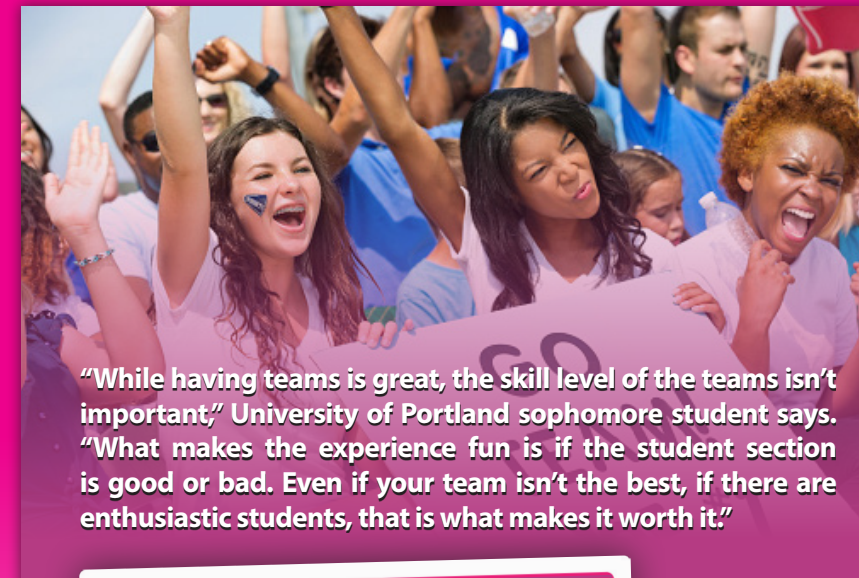
You need a turquoise sweatshirt.

At the mall, there are 30 stores selling turquoise sweatshirts. You need to figure out which stores are more likely to have the sweatshirt that fits YOU best... based on design, shade, size, price, fabric, style and quality.



While choosing a college isn't buying a sweatshirt, you need to understand that you aren't just looking for a college- there are over 3000 of those. You need to find the right college... spending time now exploring will help you narrow down your list. It is easier if you know what you really need. Finding a handful of schools that pass your "fit test" will give you a way to focus on what matters without forgetting the big picture. After all, college is a chance for you to grow your talents, connect with new people, and learn more about the world.

THINKING ABOUT MY BEST "FIT"



"While having teams is great, the skill level of the teams isn't important," University of Portland sophomore student says. "What makes the experience fun is if the student section is good or bad. Even if your team isn't the best, if there are enthusiastic students, that is what makes it worth it."

What sort of activities would you like to have?

- On campus sports like football, soccer, basketball, or other
- Fraternities and sororities
- Religious programs
- Other _____

What sort of clubs would you like to join?

- Black Student Alliance
- Swing Dancing
- MEChA
- Other _____

How do you feel about taking on some debt, if needed, to meet the cost of the right school?

- I do not want to take on any debt
- I would take on some debt for the right school

How would you cover the distance between home and school?

- Drive/public transportation
- Accessible by taking the train/bus
- I would not mind taking an airplane

What class ratio (students per professor) would you prefer?

- 20 to 1
- 200 to 1



The tradition of Friday afternoon tea, where students mark the end of a busy week with snacks and tea, stretches back more than 100 years.

Smith College (Women only college)



**UCLA:
SPROUL RESIDENCE HALL**



**SALVE REGINA UNIVERSITY:
OCHRE LODGE**

In what sort of housing would you like to live?

- I want to commute from my parents' home
- I want to live in a dorm
- I want to live in an apartment near campus
- Other _____

What sort of diversity would you like to experience at college?

- I would like to attend school with students of various backgrounds
- I would like to attend school with other students of my background

**"I wish that I would've focused on distance less and the town more. Honestly, there isn't much to do in the little town of Indiana, Pennsylvania."
- a junior at Indiana University of PA.**

What settings do you think you would be more comfortable with?

- Small town (rural, country)
- Midsize town
- Large city



NEW YORK UNIVERSITY



UNIVERSITY OF COLORADO, BOULDER

OTHER "FITS" TO CONSIDER

ACADEMIC "FIT"

The academic fit is really important because what you're shopping for, after all, is an academic experience that will get you where you want to go—in life, in a career, in the future. One good way to narrow your college search is to decide what you might want to major in. If you have a specific career interest, look at potential schools with that in mind. Not all colleges offer every major, and some might even require you to complete a few prerequisites before declaring a major. Another thing to keep in mind is that as you open yourself to new learning experiences, you might find new areas that you never knew existed.

FINANCIAL "FIT"

This is one of the most difficult areas for students when developing a "Dream College List." The cost of college is high, but you have options with loans, scholarships, grants, and work-study. Before including or excluding a college, make sure you check out the Net Price Calculator—available on a college's or university's website. This allows you to enter information to find out what a student like you paid to attend the school in the previous year, after taking grants and scholarship aid into account. Remember - there are great colleges out there that are affordable and offer educations that are just as good (and often better, depending on what you are studying!) than the pricier alternatives.



WHAT IS YOUR ACADEMIC PROFILE?

To find out your best fit schools, those that admit a large percentage of students whose academic profiles are similar to yours, start with your own academic credentials.

- 1 **GPA**
- 2 **PSAT Scores**
- 3 **Major (If already known)**

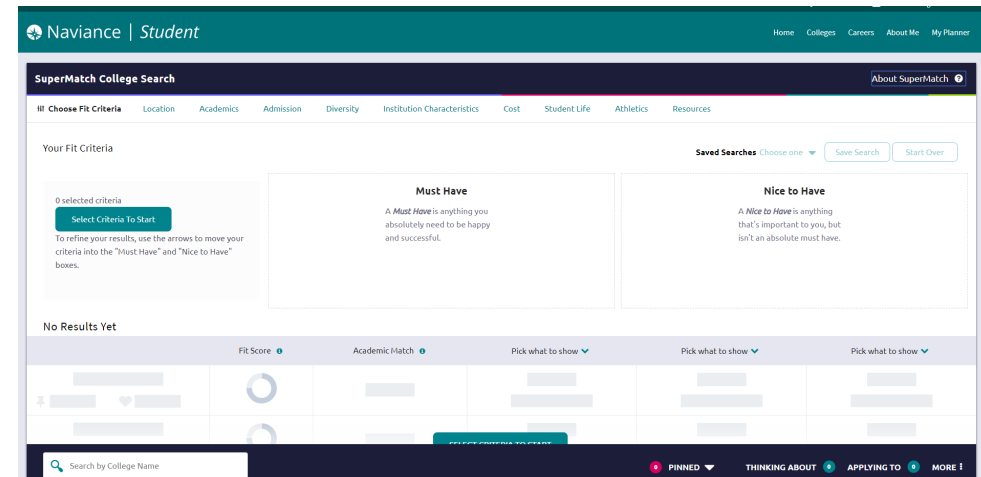
My Cumulative GPA:


My PSAT Scores: EBRW: Mathematics: Total Scores:

NAVIANCE CONNECTION- *SuperMatch College Search*

What is important to me when searching for colleges?

To help you narrow down your list, complete a **SuperMatch College Search!**



- 1 **SuperMatch College Search** lets you search for schools using criteria to find out the best fit. You must enter criteria preferences, but know that not all fields are required.*
- 2  Pin schools you want to compare and favorite those you want to add to your **Colleges That I'm Thinking About** list.

* For a more accurate match, identify the selected criteria into Must Have or Nice to Have. Results update in real time as you select criteria, showing a Fit Score for each school. The more thorough you are, the more accurate your results will be. If your list is too small, go back and change the less important criteria first. You can choose what information to see in your results.

COLLEGE PREFERENCES CHECKLIST

Must Have	College traits to consider	Nice to Have
	Distance from home	
	Campus size	
	Program of study	
	Urban or rural	
	Campus culture	
	Support programs	
	Extracurricular activities	
	Admission	
	Religious affiliation	
	Outside learning options	
	Housing options	
	Class size	
	Diversity	
	Financial aid options	

How to complete a SuperMatch College Search:

- 1 After logging in to Naviance, go to **My Planner**.
- 2 Click on **Tasks**.
- 3 Click on **Complete a SuperMatch College Search**.

VISITING COLLEGES

There is nothing like visiting a college campus to really get a sense of the place and how you fit in it. Check with your counselor or college center for upcoming field trips to local colleges and sign up to participate. Use this tool to jot down your experience and overall impression - your likes and dislikes – about each school you visit. Use your notes to help you narrow down your college choices.

Copy before each college visit.

Campus Visit Notes and Score Card

COLLEGE	DATE
Visit Checklist Take it all in! Try to see as much as possible to get a sense of what it would be to attend	Campus Ratings & Note Circle these areas from 1 to 5 – 5 being the highest. Jot down your impressions.
<input type="checkbox"/> Take a campus tour <input type="checkbox"/> Eat in the dining hall <input type="checkbox"/> Look at bulletin board for day-to-day life <input type="checkbox"/> Check out a dorm room <input type="checkbox"/> Read the student newspaper <input type="checkbox"/> Sit in on a class <input type="checkbox"/> Check out the library <input type="checkbox"/> Talk to a professor in a subject of interest <input type="checkbox"/> Walk around <input type="checkbox"/> Go to campus events – game, concert <input type="checkbox"/> Talk to current students <input type="checkbox"/> Browse through the book store <input type="checkbox"/> Check out the Health/Career Center	Student Union 1 2 3 4 5 Notes <hr/> Dorms/Residence Hall 1 2 3 4 5 Notes <hr/> Academics 1 2 3 4 5 Notes <hr/> Food 1 2 3 4 5 Notes <hr/> Rec Center/Gym 1 2 3 4 5 Notes <hr/> Social Life 1 2 3 4 5 Notes <hr/> Overall Feel 1 2 3 4 5
Naviance SuperMatch College Search <input type="checkbox"/> Search based on your criteria <input type="checkbox"/> See if you're on track to get in <input type="checkbox"/> Create college lists <input type="checkbox"/> Compare colleges side by side <input type="checkbox"/> Connect directly to college website <input type="checkbox"/> Add colleges to consider	
Can you see yourself here? Why or Why not?	

BUILDING YOUR RESUME

Begin to create your resume by brainstorming here. Focus on one section at a time. You may want start by adding your education or extracurricular activities first.

Do not forget to update your resume in Naviance frequently so nothing important is omitted.

Objective: A brief and clear statement about the purpose for writing the resume

Examples: To attend a 4-year college to earn a degree
To obtain a part-time job at the local market

My Objective: _____

Education: List of programs, workshops & courses relevant to objective

Examples: Community College Courses & Workshops
IC3 Certification

School	Course	Grade	Dates
Los Angeles Harbor College	Speech 101	10	9/20-12/20

Work Experience: List jobs with useful experiences and practical skills

Examples: Tutored students in math in after school program
Answered phone calls regarding services

Job Titles	Location	Dates	Duties
Tutored 3 students in math	Library	10/20-Present	Help with homework

BUILDING YOUR RESUME

Extracurricular Activities: List of activities/positions you engage in beyond the classroom

Examples: [Secretary of the Spanish Club](#)
[Friends of the Library Volunteer](#)

Activity	Grade	Dates	Description
Spanish Club Secretary	11	8/2021 - Present	Kept meeting notes

Award/Certificates: List recognitions you have earned

Examples: [Certificate of Completions & Participation](#)
[Community Service Awards](#)

Activity	Grade	Dates	Description
Community Service Award	9 and 10	6/20, 6/21	Volunteered with the city

Use this guide to create your resume using the **Resume Builder** tool in Naviance.

BUILDING YOUR RESUME

Complete your **Resume** in Naviance to assist counselors and teachers in writing the best possible letter of recommendation for colleges and scholarships.

- 1 Log in.
- 2 Go to **My Planner**.
- 3 Click on **Tasks Assigned to Me**.
- 4 Click on **Build Your Resume**.



HIGHLIGHTING YOUR ACCOMPLISHMENTS

Grades and test scores don't tell the whole story about you - so you should plan on creating a resume in Naviance, or asking your counselor or teacher for a brag sheet. It is a great way to organize your accomplishments for writing college essays, scholarship applications, and describing your extracurricular activities and it is also a very helpful tool for anyone you ask to write a letter of recommendation.

First of all, think about all you have done while in high school - both in and out of school.

Going beyond the academic basics is important to share. Think about the electives and college courses you took, especially those classes that resulted in certificates (Adobe/Microsoft, First-aid, CPR, etc.). If you took a peer counseling class or a leadership class, you could list that, too.

Course Name	Description of class	When did you take the class?	Year-long or semester?

Extracurricular activities can include sports, clubs, and band.

Did you join ROTC, Aca Deca, or a band/acting group?

Name of group	Description of what you did and any leadership positions	Year(s) of Involvement	Hours per week

Volunteer and community service activities can include food drives, fundraisers, and services to others. Do you help out at your local recreational center, library, hospital, or even tutor after school? Are you in Girl/Boy Scouts, a running club, martial arts, or did you join a church group?

Name of group	Description of what you did	Year(s) of Involvement	Hours per week

HIGHLIGHTING YOUR ACCOMPLISHMENTS

Work experience is usually paid. Summer jobs or interning, weekend work, or even helping at home or with family can count, too - for example, babysitting younger siblings is a big responsibility.

Organization	Description of your responsibilities	Year(s) of Involvement	Hours per week

Educational preparation programs count too. It is important to share if you are a part of GEAR UP, College Match, Questbridge, SAT Prep, AP Readiness, MESA, AVID, Upward Bound, etc.

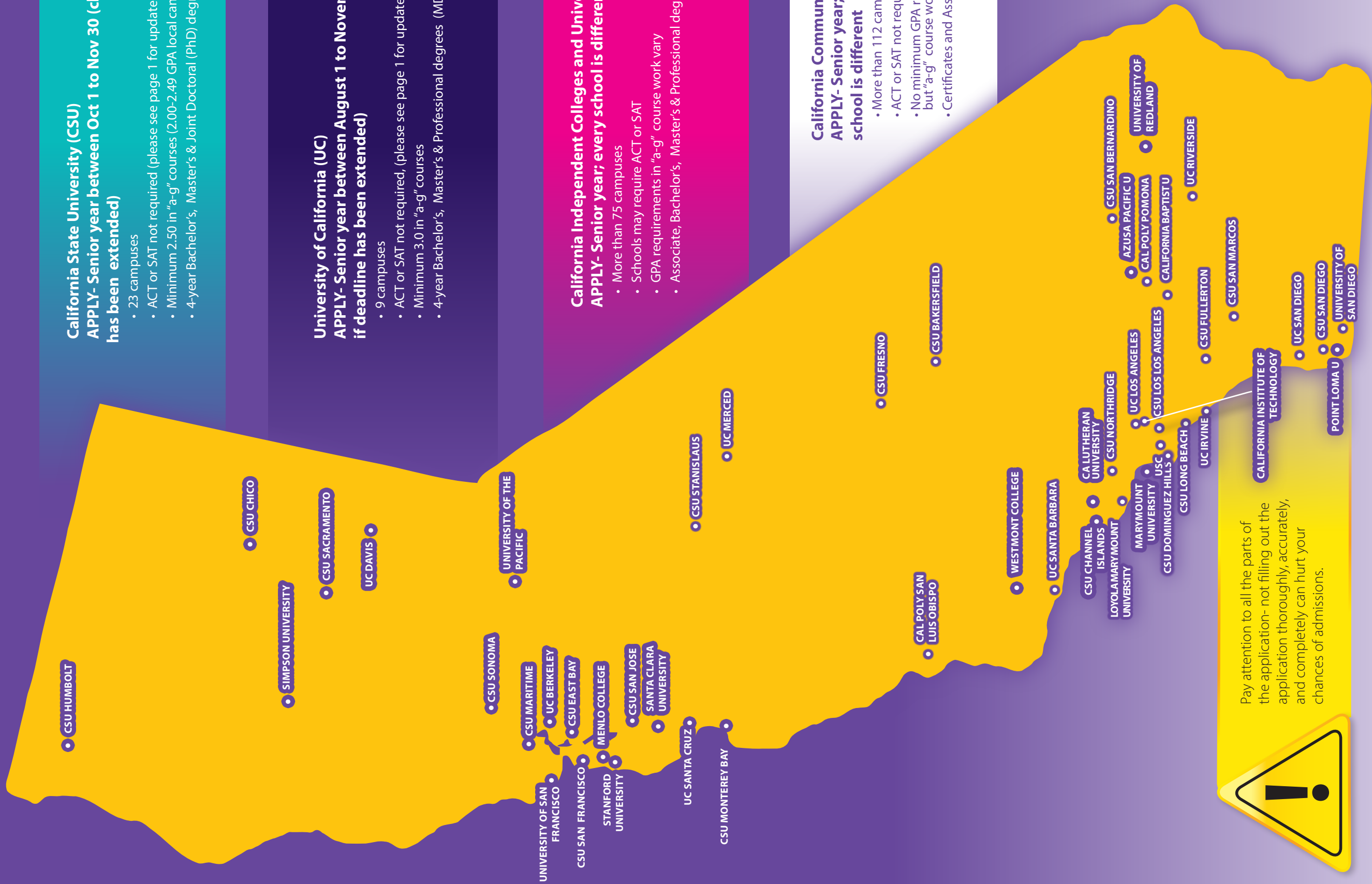
Name of group	Description of what you did	Year(s) of Involvement	Hours per week

Awards/Honors can be for athletics, academics, contests, scholarships, community service certificates, and those received for being in leadership positions. Generally, you want to use your most impressive awards - think big to small.

Award or honor	Description	Date received	Was it a local, state, national or international award/honor?

UNDERSTANDING COLLEGE AND UNIVERSITY SYSTEMS

CALIFORNIA'S PUBLIC AND INDEPENDENT COLLEGES AND UNIVERSITIES



California State University (CSU)
APPLY- Senior year between Oct 1 to Nov 30 (check if deadline has been extended)

- 23 campuses
- ACT or SAT not required (please see page 1 for updates)
- Minimum 2.50 in "a-g" courses (2.00-2.49 GPA local campus decision)
- 4-year Bachelor's, Master's & Joint Doctoral (PhD) degrees

University of California (UC)
APPLY- Senior year between August 1 to November 30 if deadline has been extended)

- 9 campuses
- ACT or SAT not required, (please see page 1 for updates)
- Minimum 3.0 in "a-g" courses
- 4-year Bachelor's, Master's & Professional degrees (MD, JD,& DVM)

California Independent Colleges and Universities
APPLY- Senior year; every school is different

- More than 75 campuses
- Schools may require ACT or SAT
- GPA requirements in "a-g" course work vary
- Associate, Bachelor's, Master's & Professional degrees (MD, JD,& DVM)

California Community Colleges
APPLY- Senior year; every school is different

- More than 112 campuses
- ACT or SAT not required
- No minimum GPA requirements but "a-g" course work recommended
- Certificates and Associate degrees



Pay attention to all the parts of the application- not filling out the application thoroughly, accurately, and completely can hurt your chances of admissions.

CSU, UC, AND COMMUNITY COLLEGES SYSTEMS

We strongly suggest you spend time exploring the websites for all the different colleges. Not only will you learn information about application requirements, but you will have a chance to explore majors offered, see the admission acceptance rates and check out all the different services offered - clubs, activities, and academic supports, too!

CSU "MUST KNOWS"

As you get ready to apply to the CSU, you will come across some new terms that explain important factors you need to know before applying:



Local Admissions Area - Every CSU campus gives priority to applicants that attend high school in the University "Local Admissions Area." That means that if you are applying to a CSU in northern California, you will NOT receive priority since you are not attending a high school in northern CA.



Impacted - When a CSU receives more applications from qualified applicants than there are available spaces, the school is declared "impacted." Impaction can affect the entire campus, or a program or level. When a campus is impacted, students who apply from "Local Admission Areas" are given priority admission. Before you apply to a campus, be sure to check the CSU website for changes in campus/program impaction. It changes every year.



Redirection - If you are rejected from every campus to which you applied, you can select "redirection." This allows you to select a non-impacted, first- and second-choice campus without having to reapply.

CALIFORNIA STATE UNIVERSITY www2.calstate.edu/apply

Meeting the minimum scores for competitive/impacted campuses does not guarantee admission. Admission is offered to those with the highest overall scores and is affected by choice of major.

Most Competitive/Impacted

CSU Long Beach
CSU Fullerton
Cal Poly San Luis Obispo
CSU San Jose
CSU Los Angeles

Local Admissions Area

CSU Northridge
CSU Los Angeles

Not Impacted

CSU Bakersfield
Channel Islands
CSU Maritime Academy
CSU San Francisco
CSU Stanislaus

UC "MUST KNOWS"

All UC campuses have the same minimum requirements for freshmen, but each UC campus has a unique application review process. This means that each campus may have a different emphasis on the pieces of your application. You should spend time visiting each campus' website to find out more.

ALL CAMPUSES CONDUCT A COMPREHENSIVE REVIEW. IN GENERAL, CAMPUSES LOOK FOR:



Strong grades & test scores - Including going beyond the minimum requirements, keep in mind that some UCs or programs may have specific course requirements like advanced math and additional science.



Involvement & leadership - While you don't have to have done everything, UCs want to know about your passions and what activities you've been involved in beyond the classroom.



Pay attention to all the parts of the application- not filling out the application thoroughly, accurately, and completely can hurt your chances of admission.

UNIVERSITY OF CALIFORNIA CAMPUSES www.universityofcalifornia.edu/apply

UCLA	UC Santa Barbara	UC Santa Cruz
UC Berkeley	UC San Diego	UC Riverside
UC Irvine	UC Davis	UC Merced

WHERE SHOULD I APPLY?
Start by applying as broadly as possible. Have your dream schools that may be a reach for you, but also apply to other schools for which you are a highly competitive applicant. Being a qualified student does not guarantee acceptance... Make sure to have alternative options.



LA College Promise participants receive **priority in enrollment, registering for required math and English classes**, counseling and other benefits. To qualify, applicants must be **first-time college students** and **California Residents** or qualify for **AB540**.

COMMUNITY COLLEGE "MUST KNOWS"

Students can attend a community college to build their career skills, earn a certificate, receive an Associates degree or prepare to transfer to four-year college or university.

The California College Promise Grant can waive enrollment fees for qualified students. You need to apply for the FAFSA or CA Dream Act to determine eligibility.

Each campus offers many student services to help you choose your path and stay on it, including academic counseling, financial aid, tutoring, and mentoring.

To apply to the Los Angeles College Promise, you need to complete the following steps:

1

Apply to your LACCD college of choice at <http://laccd.edu/apply>.

2

Complete the LA College Promise Interest Form. <http://lacollegepromise.org/apply.html>

3

Complete FAFSA or CADAA <https://www.csac.ca.gov/how-apply>

4

Complete Orientation, Counseling, and Summer Bridge.

Use the table below to identify community colleges you would like to consider after earning your high school diploma. One of the best ways to determine if a school meets your needs is to take or audit a class in your field before enrolling full time.

College Name	Success Rate (completion rates)	Specialized Technical Degree	Guaranteed Transfer Program	Honors Program	Kinds of Academic Support

INDEPENDENT COLLEGES AND UNIVERSITIES

Independent (privately supported) institutions in the United States have a wide range of characteristics. A search in Naviance can help you find private schools that are the right fit for you. You will notice the cost to attend can be high, but many schools also provide generous need-based financial aid packages.

Admission to most independent colleges is very competitive. In addition to the typical admission requirements (subjects, grades, and test scores), independent colleges usually take a closer look at individual students by requiring letters of recommendation, application essays, and sometimes, personal interviews.

There are great differences in sizes, educational purposes and emphasis among these institutions. Some are large and offer both undergraduate and graduate programs; most are relatively small and offer students a personalized campus community life. Some campuses may emphasize a particular vocation or religious emphasis.

LOCAL EXAMPLES OF INDEPENDENT SCHOOLS:

- ★ USC
- ★ Occidental College
- ★ Mount Saint Mary University
- ★ Pepperdine
- ★ Loyola Marymount University
- ★ Santa Clara University

There is no one place to find all private colleges, but you can use Naviance to explore. Check out the links below for some places to research.



COMMON APPLICATION

The Common App is a tool that allows students to apply to nearly 900 colleges and universities across the U.S. and in 20 other countries. Students can access Common App through Naviance to research and build a list of colleges, and practice writing application statements using the Essay Prompts. <https://www.commonapp.org>



ASSOCIATION OF INDEPENDENT CALIFORNIA COLLEGES AND UNIVERSITIES (AICCU)

Students can find information on over 80 unique colleges through the AICCU website, in addition to planning tips for independent college admissions for freshmen or transfer students. <https://www.aiccu.edu>



WESTERN UNDERGRADUATE EXCHANGE (WUE)

This program has over 160 member colleges in 16 Western states. Their mission is to offer substantial discounts on tuition costs, enabling eligible students to experience attending an out-of-state college for an affordable price. Students who live in a WUE state can apply to any member college through the college's own application process. <https://www.wiche.edu>



COALITION FOR COLLEGE

It's a free, college-application tool to learn about, prepare for, and apply to college. <https://www.coalitionforcollegeaccess.org/>

NATIONAL COLLEGIATE ATHLETIC ASSOCIATION (NCAA)

Student athletes who plan to participate in sports at Division I or Division II colleges should begin the NCAA certification process no later than the end of their junior year. For further information on NCAA Eligibility Center, check the website at www.eligibilitycenter.org.

To be certified you must:



Complete your NCAA National Collegiate Athletic Association registration form during your 11th grade year. It's your responsibility to ensure the Eligibility Center has the documents (Signed Student Release form, fee, official transcripts, and test scores) to certify you. See your Athletic Director or counselor for more details.



Graduate from high school. You should apply for certification before graduation. If you appear to meet NCAA requirements, NCAA will issue a preliminary certification report. After you graduate, the NCAA will review your final transcript to make a final certification decision.



Earn a GPA of at least 2.30 for Division I, or 2.20 for Division II schools in NCAA approved core courses completed successfully during grades 9 through 12. Check with the NCAA website to learn of any changes due to COVID 19. Visit http://fs.ncaa.org/Docs/eligibility_center/COVID19_Fall2022_Public.pdf

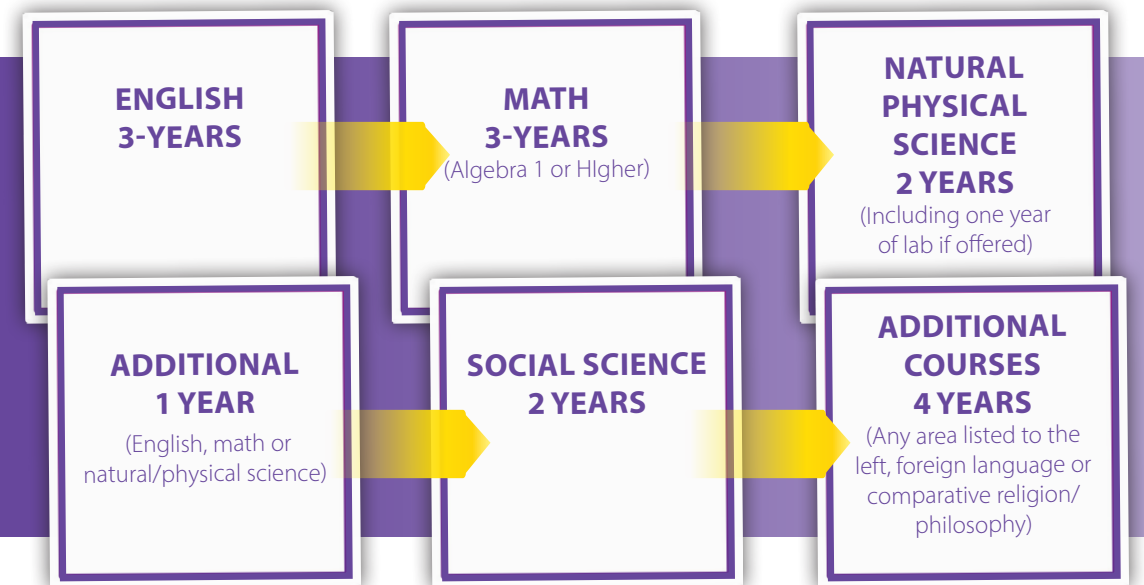


Take the ACT and/or SAT. List the NCAA Eligibility Center (Code 9999) as a score recipient. NCAA uses a sliding scale to match test scores and GPA to determine eligibility. Check with the NCAA website to learn of any changes due to COVID 19.

CORE COURSES REQUIRED FOR NCAA CERTIFICATION

CORE-COURSE REQUIREMENT

Complete 16 courses in the following areas:



UNITED STATES SERVICE ACADEMIES

There are five service academies. Entrance to these schools is highly competitive. Applicants for every academy but the Coast Guard, need a nomination from the Vice President or a member of Congress.

Students attend the service academies for free. In return, they agree to spend the next several years as military officers.

Academies	Why to Attend	Website	Cost
Air Force Academy Colorado Springs, Colorado	Provides a world-class education that combines athletics, character and leadership development, and military officer training.	www.usafa.af.mil	None. Full U.S. Government scholarship, including tuition, room and board; students also receive a stipend to meet cost of books, supplies, uniforms, and personal expenses.
Coast Guard Academy New London, Connecticut	The U.S. Coast Guard is a life-saving organization. It is the only military branch entrusted with law enforcement and regulatory authority. As Guardians first, almost all Coast Guard men and women are stationed in the United States, its territories and possessions.	https://www.uscga.edu/admissions/	
Merchant Marine Academy Kings Point, New York	Trains students for military and civilian careers. New graduates have two choices. They can join the Navy or the Coast Guard as an officer. Or they can get a job in the civilian maritime industry at sea or ashore.	www.usmma.edu	
Military Academy West Point, New York	Trains future Army officers. It's also known as "West Point" for its location in West Point, NY.	www.usma.edu	
Naval Academy Annapolis, Maryland	Trains future Navy and Marine Corps officers. It's also known as "Annapolis" for its location in Annapolis, MD.	https://www.usna.edu/homepage.php	

ACADEMY ADMISSION TIMELINES

Apply spring semester of junior year. Contact the appropriate liaison officer for specific requirements for any academy. Check all requirements (including testing and GPA) as they may have changed due to COVID 19.

SOPHOMORE YEAR	Contact an academy representative. An early contact with the academy representative may help in developing plans to meet all requirements.
JUNIOR YEAR	Take the PSAT and apply for ROTC scholarship early cycle competition. Apply for a nomination through your Congressman, Senator, Vice President or President. Check with the counselor for other avenues. Take the SAT and/or ACT exams.
SUMMER AFTER JUNIOR YEAR	Apply for the ROTC scholarship Take the SAT and/or the ACT exams. Take medical and physical aptitude tests as directed.
SENIOR YEAR SPRING SEMESTER	Graduate from high school and enter academy.




TAKE A MOMENT

to reflect on what you've learned so far. Jot down some thoughts about your experiences.



Positives



Negatives

Things to focus on



HOW DO I AFFORD COLLEGE?

College can be expensive. Most students use multiple types of funds to afford college. To help you start thinking about paying for your college education, here is a brief intro to help you and your family. But remember, you should always submit the FAFSA or CA Dream Act Application first. Make sure to accept grants, scholarships and work-study before student loans.

STICKER PRICE VS NET PRICE

There are two prices for every college degree: the sticker price and the net price. The sticker price is what you see on the website. The net price is that number AFTER considering grants and scholarships. It is what you actually pay. Every college has a "Net Price Calculator" on their website that can help you figure out what you might pay. You enter some basic information about yourself to find out what students like you paid to attend the institution in the previous year, after taking grants and scholarship aid into account.



STICKER PRICE

The college's published tuition and fees

GIFT AID & TAX BENEFITS



(free money you don't have to work for or pay back) plus education tax benefits

NET PRICE

The difference between the two—the real amount your family pays (typically with loans, savings and income)

TYPES OF FINANCIAL AID

Grants	Free money from the state, federal government, and/or the university, based on financial need. Grants do not have to be paid back.
Scholarships	Free money awarded to students for academic achievement, interests, special talents, financial need, or a combination of different factors.
Work Study	Federal program which funds part-time student employment to help pay for college. The amount awarded to each student is based on their individual need.
Loans	Money that is borrowed by the student or parent, which must be repaid with interest. Money can be borrowed from federal, state, or private loan agencies.

Free Application for Federal Student Aid (FAFSA)	California DREAM ACT Application (CADAA)
<p>Who should file a FAFSA? U.S. Citizen or Permanent Resident with valid social security (not DACA).</p> <p><i>For current and former foster youth who were dependent or ward of the court may qualify for the Chafee Grant. Talk to your counselor for more details.</i></p>	<p>Who should file the CA Dream Act Application? Undocumented students with or without a DACA social security number or with Temporary Protection Status (TPS). Student must meet AB540 criteria.</p> <p>https://dream.csac.ca.gov/application/NewUserAccess.aspx</p>
<p>Deadline: To apply for FAFSA or Dream Act you must submit an online application between October 1st and March 2nd of your senior year. This is the priority deadline for consideration for the Cal Grants.</p>	
<p> www.fafsa.ed.gov</p> <p>What will I need to apply?</p> <ul style="list-style-type: none"> <input type="checkbox"/> U.S. citizens - your Social Security Number (SSN) <input type="checkbox"/> Permanent resident - your SSN & Green Card Number <input type="checkbox"/> Student Date of birth <input type="checkbox"/> Parent 1- Date of birth and SSN <input type="checkbox"/> Parent 2 (if applicable) - Date of birth and SSN <input type="checkbox"/> Date(s)- Parent married, remarried, divorced, or widowed (if applicable) <input type="checkbox"/> Parent(s) total cash, savings, checking account value <input type="checkbox"/> State disability received (if applicable) <input type="checkbox"/> Child support amount received/paid (if applicable) <input type="checkbox"/> The requirement for male students to register with the Selective Service before the age of 26 to be eligible for Title IV aid was eliminated by the FAFSA Simplification Act (12/27/2020). 	<p> https://dream.csac.ca.gov</p> <p>AB540 Eligibility Criteria</p> <ul style="list-style-type: none"> <input type="checkbox"/> Attend a California high school for 3 or more years <input type="checkbox"/> Graduate with a High School Diploma or GED equivalent <input type="checkbox"/> Enroll in an accredited higher education institution in California <input type="checkbox"/> Must file an affidavit stating that the filer will apply for legal residency as soon as possible <input type="checkbox"/> "U" Visa holders may qualify <input type="checkbox"/> The requirement for male students to register with the Selective Service before the age of 26 to be eligible for Title IV aid was eliminated by the FAFSA Simplification Act (12/27/2020). <p>For more information on AB68, which can expand AB540 visit https://immigrantsrising.org/wp-content/uploads/Immigrants-Rising-SB-68-Quick-Guide.pdf</p>

FINANCIAL AID FACTS



Looking at college price tags can be scary. You can see some pretty high costs on college websites; however, most students don't pay the full price of attending college because grants and scholarships cut their real costs by thousands of dollars.



- There are funds available to help all students who demonstrate need.
- Schools with higher tuition costs are not necessarily more expensive.
- Private colleges sometimes provide the best financial aid.
- Most financial aid is awarded on the basis of demonstrated need - cost of attendance minus expected family contribution equals financial aid.
- In order to receive financial aid you must ask for it! This means you must complete the FAFSA or California Dream Act and other paperwork for scholarship applications. These forms must be completed each year a student wants financial aid.

FINANCIAL AID FOR CALIFORNIA STUDENTS

Having an understanding of the in-state-funded grant and scholarship award process is key to getting money to pay for college and vocational training in California. The first part is completing the right application form (FAFSA or CADAA). The second part is your official financial aid GPA submitted by LA Unified for all seniors by October 1st of each year. Your GPA is a key factor in determining your eligibility.


OR

FAFSA

Fill out by March 2nd + GPA District submit by October 1st = Cal Grant Consideration | CAL Grants Middle Class Scholarship Chafee Grant

Cal Grants are the largest source of aid for California students. They are divided into three different awards. To qualify, you must have financial need, be under the income and asset ceiling reported for this year on one of the forms, enrolled in a specific program, and have a qualifying GPA. Each has different qualifying factors as shown below.

Grant	Cal Grant A	Cal Grant B	Cal Grant C
GPA Minimum	3.0	2.0	No GPA
Degree Requirements	<ul style="list-style-type: none"> • 2 year program • AA or Bachelor Degree 	<ul style="list-style-type: none"> • 1 year program • Certificate, AA, or Bachelor Degree 	<ul style="list-style-type: none"> • At least 4 months in length
Award Coverage	<ul style="list-style-type: none"> • 4 years of tuition & fees at eligible CA schools 	<ul style="list-style-type: none"> • 2-4 years of tuition & fees at eligible CA school • \$1,656 Access Award for 4 years 	<ul style="list-style-type: none"> • Occupation / technical program
Award payment	<ul style="list-style-type: none"> • UC - 13,547 • CSU - \$5,742 • Private - \$9,084 	<ul style="list-style-type: none"> • \$1,656 + Tuition and fees 	<ul style="list-style-type: none"> • Use up to \$2,462 for tuition and fees and \$547 for books, tools, and equipment at any Cal Grant Eligible vocational, occupational, or technical program for up to two years.

Do you know your Financial Aid GPA?
 Need to improve your GPA to qualify for in-state tuition assistance?
 Talk to your counselor to come up with a plan to get there and jot down your steps here.

1	
2	
3	
4	

FINANCIAL AID FOR CALIFORNIA STUDENTS

Your financial aid GPA is calculated on an unweighted 4.00 scale. It includes all of your academic course work from your sophomore year, the summer following the sophomore year, the junior year, and the summer following the junior year. It excludes PE, JROTC and remedial courses. Failing grades are included in the GPA calculation, unless the course has been repeated.

Remember, that in order to qualify for Cal Grants (state money for college you don't have to pay back), you must have a minimum 3.00 financial GPA for Cal Grant A and a 2.00 GPA for Cal Grant B.

In order to qualify for any of the three Cal Grants, you must have financial need and be under the income ceiling for the current year.

2022-2023 CAL GRANT PROGRAM INCOME CEILINGS

Dependent students and independent students (with dependents other than spouse)

Family size:	Cal Grant A and C	Cal Grant B
Six or more	\$135,000	\$74,100
Five	\$125,100	\$68,700
Four	\$116,800	\$61,400
Three	\$107,500	\$55,200
Two	\$104,900	\$49,000

2022-23 CAL GRANT PROGRAM ASSET CEILINGS

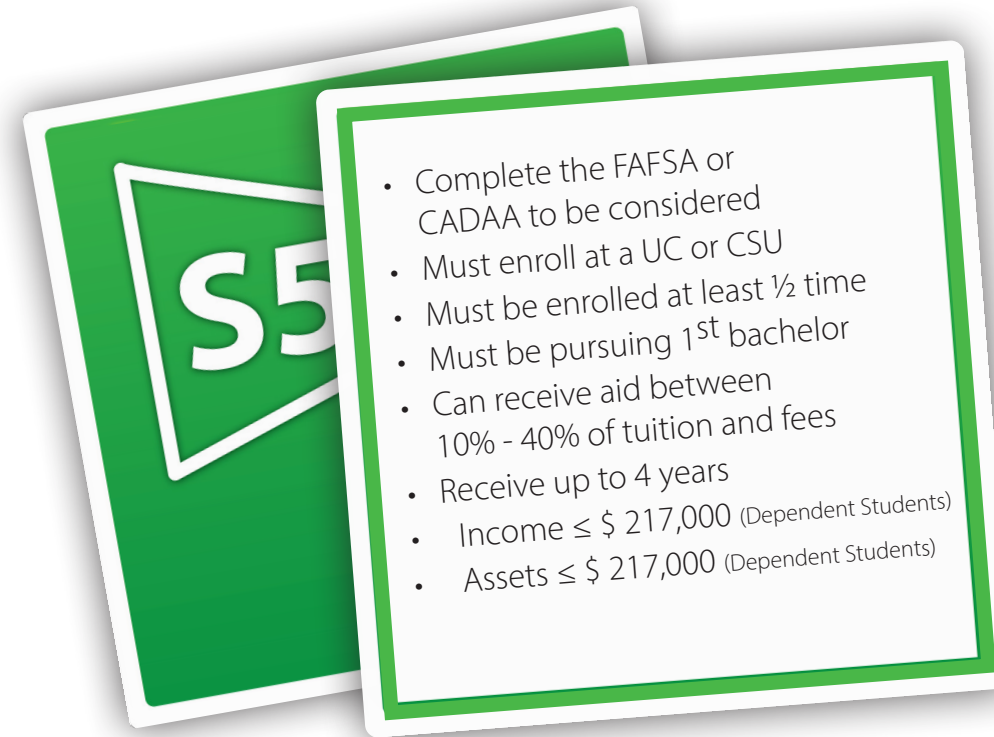
Independent students	\$43,000
Dependent students *	\$90,400

* This ceiling also applies to independent students with dependents other than a spouse.

OTHER TYPES OF STATE AID

THE MIDDLE CLASS SCHOLARSHIP

(MCS) provides undergraduate students, including students pursuing a teaching credential, with family incomes and assets up to \$191,000, a scholarship to attend University of California (UC) or California State University (CSU) campuses. Enrollment Requirements:



CALIFORNIA CHAFEE GRANT

The California Chafee Grant is free money for current or former foster youth to help pay for college, career or technical training that you don't have to pay back. You may also be able to use your grant to pay for child care, transportation and rent while you're in school.

Eligibility Requirements:

- Current or former foster youth who was a ward of the court or living in foster care for at least one day between the ages 16-18
- Submit the FAFSA or CADAA (every year)
- Submit the Chafee Application form (one time)

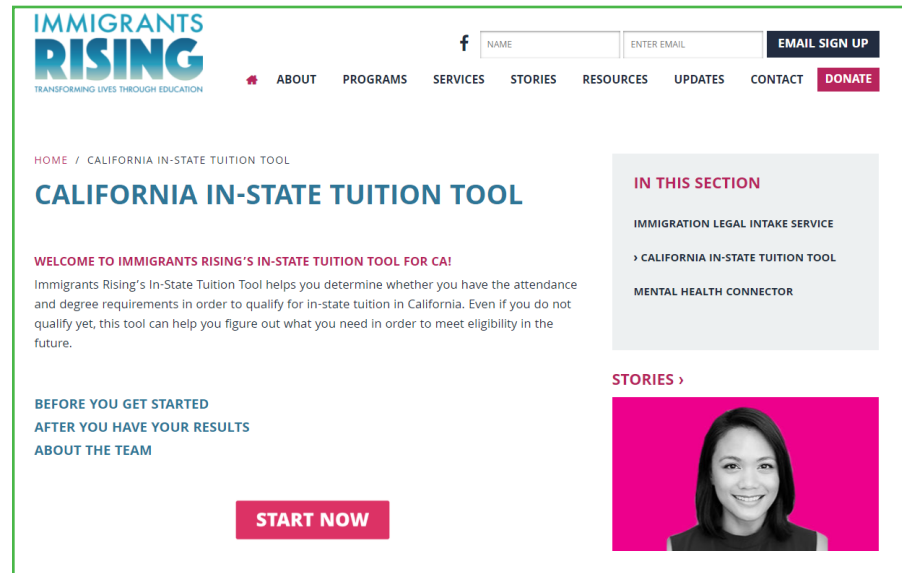
Award:

- Up to \$5,000 per year
- Renewable until the age of 26
- Can be used in eligible schools in or outside CA

IN STATE TUITION EXEMPTIONS AND AB540

California has several options to help exempt certain students from paying non-resident tuition (higher than resident tuition) and allows them to apply for different types of California Dream Act financial aid. Students can find more information using the Immigrants Rising California in-state Tuition Tool. This tool will help you figure out if you have the requirements to qualify for in-state tuition in California, aka, AB540. Visit their website to determine your eligibility status.

<https://immigrantsrising.org/qualifier/>



Below are the types of financial aid AB540/SB68 eligible students can apply for in California. You must complete the California Dream Act application and meet the GPA eligibility to qualify for these types of aid.

TYPES OF CA FINANCIAL AID FOR UNDERGRADS	AB 540/AB 68 ELIGIBLE STUDENTS
In-State Tuition	YES
Federal Aid	NO
UC University Grant	YES
CSU State University Grant	YES
California College Promise Grant	YES
EOP Services	YES
EOP&S Services	YES
California State Aid; Cal Grants; Chaffee, Middle Class Scholarship	YES
State Loans CA Dream Loan	YES
Private Loans	NO
Federal Work Study	NO
Private Scholarships	YES
Institutional Aid Scholarships from private donors held at your college or university	YES


Source: Immigrants Rising

JUNIOR FINANCIAL AID "TO DO'S"

- Explore ways to pay for college www.federalstudentaid.ed.gov and www.csac.ca.gov
- Ask teachers, counselors and coaches for leads on private scholarships. Check out Naviance for additional leads on scholarship information.
- Check out the California Dream Act Application if you do not qualify for the FAFSA and are interested in applying for state financial aid to attend eligible California colleges and Career Education Programs at <http://dream.csac.ca.gov>
- Look into programs that let you earn money for college for volunteer service.
- Keep your grades up - junior year grades are important to qualify for financial aid.

myStudentAid is a mobile app to help you estimate the current cost of attendance to help you plan ahead when it comes to paying for college.

Check out the **myChecklist** - it is a financial planning tool that offers next step information for users at all stages of the federal student aid process.



APPLYING TO COLLEGE IN SENIOR YEAR

One of the most commonly asked questions is, "How many colleges should I apply to?" There is no right or wrong answer to this question since each individual is different. After carefully investigating the requirements of a college, you should be able to narrow your choice to approximately 9 - 12 schools that provide the programs and services you desire. As you are narrowing your choices, you may want to consider placing schools into the following categories:

Reach Schools

Schools to which you have a chance of getting admitted, but your academic credentials are below the school's profile average range.

Good Match/Target Schools

Schools in which your academic credentials make you competitive for admission and fall within the average range. You have realistic chances of being admitted.

Safety Schools

Schools in which your academic credentials are above average and admission is highly likely.

While there is no hard and fast rule regarding these categories, including three or four schools in each category is sufficient. You want to make sure you apply to at least two "good match" or "safety" schools to ensure you will be accepted and be able to make a choice when the time comes.



WHERE TO APPLY

College applications can be found online. CSU and UC schools have their own system-wide online application. Most California and out-of-state independent schools are part of the Common Application or the Coalition Application. Most HBCUs use the Common Black Application. You can also use Naviance to help you streamline your application process.

Colleges or Universities	Application and Information Websites
University of California	https://apply.universityofcalifornia.edu/my-application/login
California State University	www2.calstate.edu/apply
Common Application	www.commonapp.org
Coalition Application	applyweb.collegenet.com
HBCU Common Black Colleges Application	commonblackcollegeapp.com
Los Angeles Community College District	http://www.laccd.edu/Students/openccapply/Pages/default.aspx

Type of College or University	Information
Arts colleges	Art colleges focus on the arts. These colleges provide training in areas such as photography, music, theater, or fashion design and can offer degrees in fine arts or specialty fields.
Historically Black Colleges and Universities (HBCU)	Historically Black Colleges and Universities (HBCUs) focus on educating African American students.
Hispanic-Serving Institutions (HSI)	Hispanic-Serving Institutions (HSIs) are colleges where at least 25 percent of the full-time undergraduate students are Hispanic.
Single-sex colleges	Some private colleges are specifically for men or women.
Religiously affiliated colleges	Some private colleges are connected to religious faith. Visit their website to find out more about how this connection may affect campus life.

It's never too early to start thinking about the application questions you will have to answer. We have listed them on the next page for you to start brainstorming now!

UNIVERSITY OF CALIFORNIA
 The UCs provide a great worksheet to help you get started. We have copied it here, and you can also find it online at <https://admission.universityofcalifornia.edu/assets/files/how-to-apply/uc-personal-questions-guide-freshman.pdf>



PERSONAL INSIGHT QUESTIONS: GUIDE FOR FRESHMAN APPLICANTS

UNIVERSITY
OF
CALIFORNIA

Getting started

This worksheet is designed to help freshman applicants start the writing process for the personal insight questions in the undergraduate admissions application. Additional hints and suggestions can be found on UC's admissions website at ucal.us/personalquestions.

What are the personal insight questions?

These questions are about getting to know you better — your life experience, interests, ambitions and inspirations. Think of it as your interview with the admissions office. Be open. Be reflective. Find your individual voice and express it.

While this section of the application is just one part we consider when making our admission decision, it helps provide context for the rest of your application.

The basics

- You will have 8 questions to choose from. You must respond to any 4 of the 8 questions.
- Each response is limited to a maximum of 350 words.
- Which questions you choose to answer is entirely up to you: But you should select questions that are most relevant to your experience and that best reflect your individual circumstances.
- All questions are equal: All questions are given equal consideration in the application review process, which means there is no advantage or disadvantage to choosing certain questions over others.

Freshman questions & brainstorm exercise

The following exercises are suggestions to help you get started. Remember, you don't have to answer all eight questions — you only need to answer four. So if some questions aren't the right fit for you, that's OK. The important thing is expressing who are you, what matters to you and what you want to share with UC.

1. Describe an example of your leadership experience in which you have positively influenced others, helped resolve disputes, or contributed to group efforts over time.

How do you define "leader"? List three words that you think describe what a leader is:

- 1.
- 2.
- 3.

Do any of these words apply to you? How? Is there a time in your life when you displayed any of these traits?

2. Every person has a creative side, and it can be expressed in many ways: problem solving, original and innovative thinking, and artistically, to name a few. Describe how you express your creative side.

Can you think of a time your viewpoint was unique compared to others? What was the issue or problem from your perspective? Now think of the same situation from the perspective of another person who was there with you. How was your approach different from that other person's?

Was there ever a problem where your imagination and intuition guided you to the solution?

Do you have a passion for music, theater, visual art, dance, etc.? What have you gained from it that has affected other parts of your life?

3. What would you say is your greatest talent or skill? How have you developed and demonstrated that talent over time?

List three of your talents or skills:

- 1.
- 2.
- 3.

Were these talents or skills the same a few years ago? What changed? What improved?

Which one of the three talents or skills you listed is the most meaningful or important to you and why? Does the talent come naturally or have you worked hard to develop this skill or talent?

PERSONAL INSIGHT QUESTIONS: GUIDE FOR FRESHMAN APPLICANTS

UNIVERSITY
OF
CALIFORNIA

4. Describe how you have taken advantage of a significant educational opportunity or worked to overcome an educational barrier you have faced.

Feel free to speak about either an opportunity or a barrier. It's OK if you've experienced one and not the other.

EDUCATIONAL OPPORTUNITIES:

List any programs or additional classes that have better prepared you for college:

- 1.
- 2.
- 3.

How did you find out about these programs or classes? How did you take what you learned and apply it to your schoolwork or other aspects of your life?

EDUCATIONAL BARRIERS:

Have you faced any barriers or challenges related to school and/or your schoolwork? How did you overcome or strive to overcome them? List three personal characteristics or skills you had to call on to overcome this challenge:

- 1.
- 2.
- 3.

5. Describe the most significant challenge you have faced and the steps you have taken to overcome this challenge. How has this challenge affected your academic achievement?

Have you had a difficult experience in your life? How did you get through it? What did you learn going through this experience? If you're currently working your way through a challenge, what are you doing now and does that affect different aspects of your life? For example, ask yourself, "How has my life changed at home, at my school, with my friends, or with my family?"

6. Think about an academic subject that inspires you. Describe how you have furthered this interest inside and/or outside of the classroom.

Think about all of the classes you've taken at school. Now fill in the blank: I would go to [class name] even if I didn't have to.

It doesn't have to be a class in which you've earned good grades — the important thing is you enjoyed the subject and it impacted you in some way.

(#6 continued)

Maybe there's a course you *haven't* taken at school that you wish you did take or are looking forward to taking in college. How have you pursued your interest in that subject outside of school?

7. What have you done to make your school or your community a better place?

Did you contribute to a positive change at your school or in your community? What steps have you taken to accomplish this? Remember, even small changes can have a big impact. Why were you inspired to act? What did you learn from your effort?

8. Beyond what has already been shared in your application, what do you believe makes you stand out as a strong candidate for admissions to the University of California?

From your point of view, what do you feel makes you an excellent choice for UC? Don't be afraid to brag a little. Here are a few lists to help you get started.

What do you value in your life? What's important to you? List three of them here:

- 1.
- 2.
- 3.

What are you passionate about?

- 1.
- 2.
- 3.

When you attend UC, what three things are you most looking forward to?

- 1.
- 2.
- 3.

Does anything overlap? Is there anything from the lists that you want to expand on?

Next steps

As you filled out the worksheet, were there any topics that seemed particularly interesting? You might consider answering those questions as part of your application. But the choice is yours! Take your time in selecting which questions to answer and how to answer them. For more information, visit our website at ucal.us/personalquestions.

MATCHING YOUR COMMON APP AND NAVIANCE ACCOUNTS

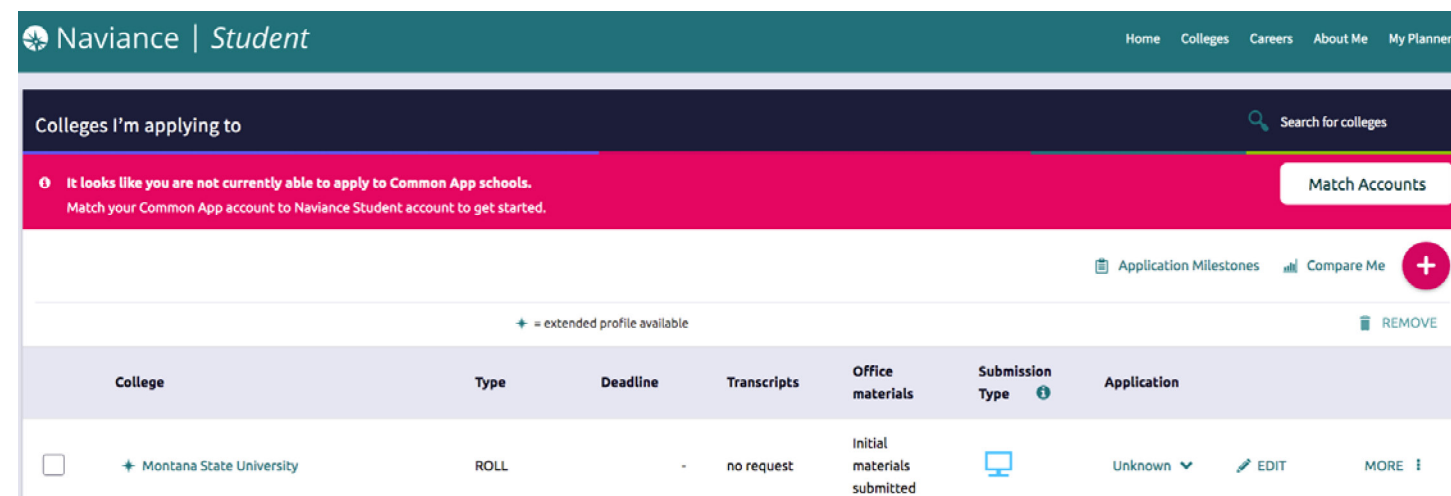
Applying to Common App schools? Don't forget to match your Common App account to your Naviance Student profile or account after the start of your senior year.

First, check with your counselor if your school has elected to integrate with the Common App. If this is the case, you will need to match your Common App account to your Naviance Student account to request application documents for these colleges.

To complete the matching process, you have to:

- Create a Common App account
- Use the same name first and last name as appears in your Naviance Student profile
- Use the same date of birth as your Naviance Student profile
- Use the same email address in Naviance that was used for logging into your Common App account
- Enter your current school by entering school name or using your school's CEEB Code
- Add a least one college on Common App
- Sign the Common App FERPA Release Authorization on Common App

- 1 Navigate to **College > Colleges I'm Applying to.**
- 2 If accounts are not matched, a message will display at the top of the window, along with a **Match Account** button - see screenshot below.
- 3 Click **Match Accounts.**



If you matched your accounts, remember to request all of your documents, including transcripts and letters of recommendation through Naviance only. Also, let your counselor know that you are applying to a Common App school and to be on the lookout for your request.

Getting matching error messages? Double-check that your information was entered correctly and that it matches the information in both accounts.

SUMMER "TO-DO'S"

Spend time narrowing down your list of realistic colleges by using Naviance. When looking at college profiles, use the "Compare Me" feature to see how your GPA and standardized test scores stack up against the students admitted last year.

Prepare for a final ACT or SAT test during your senior year. You can take or retake the test during your first semester of Senior year. Be sure to get some practice in beforehand - try going to Khan Academy and the College Board website for help. The public library also offers free prep classes by The Princeton Review.

Do something with your summer – volunteer in your community, take a college class, or make up a class in which you earned a "D". Any class you take during the summer of 11th grade can count on your transcripts. You can also consider getting work experience by getting a job or interning. If you are sure of what career area you are interested in, looking for extracurricular activities related to what you hope to major in would be ideal.

Start your college essays - Review the UC Personal Insight Questions (PIQs) and the Common App essay questions and brainstorm your ideas. You should have drafts ready to go when you return to school in August. Remember, the point of the essay is to help the reader understand who you are and fill in the blanks between your data: GPA, test scores, extracurricular activities, and letters of recommendation.

SENIOR PROGRAM		
Summer Courses	12th Grade 1st Semester	12th Grade 2nd Semester



**Ready
for the
World**

