

WASC SELF-STUDY GUIDE TO FINDING SCHOOL DATA




| Data Point | Where to Access Data | Notes |
|--|--|--|
| Academic Grades | MyData: Academic Reports | <ul style="list-style-type: none"> Filter for year and marking period, grade level, subgroup, etc. |
| AP Enrollments & Marks Qualifying score results on AP Exams | MyData: Advanced Placement Annual LAUSD Board Information | <ul style="list-style-type: none"> Filter by grade level, subgroup, AP course, etc. Published by the Office of Data and Accountability. Accompanied by a spreadsheet of school level results. (Released fall semester) |
| Attendance | MyData: Attendance Rates | <ul style="list-style-type: none"> Filter for year, month, grade level, etc. |
| College and Career Readiness | CA Student Aid Commission | <ul style="list-style-type: none"> Search by high school name. |
| Demographics and Enrollment | Ed-Data CDE DataQuest MyData: Enrollment by Location | <ul style="list-style-type: none"> Ed-Data is a partnership of the California Department of Education, EdSource, and the Fiscal Crisis and Management Assistance Team/California School Information Services (FCMAT/CSIS) designed to offer educators, policy makers, the legislature, parents, and the public quick access to timely and comprehensive data about K-12 education in California. |
| Dropout Rates | CDE DataQuest: Dropout Rate | <ul style="list-style-type: none"> Enter the name of your school. Before selecting a report, make sure that your school name is selected in the dropdown above the reports list. <p><i>Note: These statistics are normally 2-years old on the CDE website.</i></p> |
| English Learners | CDE DataQuest Ed-Data MyData: ELPAC Reports | <ul style="list-style-type: none"> Access data on ELPAC reports, EL Monitoring, Language Status, Reclassification, and LTELs. |

WASC SELF-STUDY GUIDE TO FINDING SCHOOL DATA

| Data Point | Where to Access Data | Notes |
|--|---|--|
| Experiential/Behavioral/Attitudinal | <u>School Experience Survey</u> | <ul style="list-style-type: none"> • Includes social-emotional data, parent participation, school climate and safety, understanding of graduation goals, technology use at home and in the classroom. |
| Expulsion, Suspension, Truancy | <u>CDE Dashboards</u> <u>CDE DataQuest</u> | <ul style="list-style-type: none"> • For CDE DataQuest, under “select level,” choose school site. • From the “select subject” list, pick “School Climate Data” and click on Suspension and Expulsion Rates. |
| Graduation Rates | <u>CDE Dashboards</u> <u>CDE DataQuest</u> | <ul style="list-style-type: none"> • For CDE DataQuest, select school site. • From the “select subject” list, go to Graduation and Dropout Data and pick appropriate graduation data and submit. • On the next screen, enter the name of your school and submit. • Before selecting a report, make sure that your school is selected in the dropdown above the reports list. • Note that these statistics are normally 2-years old on the CDE website. |
| SBAC Performance/CAASP (California Assessment of Student Performance and Progress) | <u>MyData: Smarter Balanced Assessments</u> <p align="center">or</p> <u>CDE DataQuest</u> | <ul style="list-style-type: none"> • Download to an EXCEL sheet from MyData if you want to keep the graphic or CSV Format if you only need the number/percentages, • On the DataQuest website, from the “select subject” list, pick “CAASP” and Submit. Navigate to your school using the dropdowns on the CAASP website. |
| School Report Card/Local Control Accountability Plan | <u>School Accountability Report Card (SARC)</u> <u>LAUSD District LCAP</u> <u>LAUSD Supplemental LCAP Resources</u> | <ul style="list-style-type: none"> • Data contained in the School Accountability Report Card aligns with the District LCAP. • SARC can be used to explain how school is addressing LCAP. |

WASC SELF-STUDY GUIDE TO FINDING SCHOOL DATA

| Data Point | Where to Access Data | Notes |
|--------------------------|---|--|
| Special Education | <u>CDE DataQuest</u> | <ul style="list-style-type: none"> From the “select subject” list, pick “Special Education.” You will have to navigate to your school using the dropdowns on the CAASP site. |
| Other Useful Data | <u>LAUSD Whole Child Integrated Data</u> Other Locally Collected Data | <ul style="list-style-type: none"> Other applicable data includes interim assessment results, school-based formative assessments results, examples of student work, student participation in clubs and extra-curricular activities, parent attendance at school events, focus group findings, Discipline Foundation Policy implementation, etc. |

| Related Resources/Assistance | Contact |
|--|---|
|  <p>Accrediting Commission of Schools Western Association of Schools and Colleges (WASC) Southern California Office</p> | <p>Website: https://www.acswasc.org/ Phone: (650) 696-2550</p> |
|  <p>Advanced Learning Options ACS WASC/LAUSD Professional Development for School Leadership Teams and Other WASC Support https://achieve.lausd.net/alo</p> | <p>Arzie Galvez, Director Email: arzie.galvez@lausd.net Phone: (213) 241-6444</p> <p>Gloria Martinez, Coordinator Email: gloria.m.martinez@lausd.net Phone: (213) 241-4870</p> |
|  <p>Local District</p> | <p>Local District Data Coordinator</p> |